

Despec Bilgisayar Pazarlama ve Ticaret A.Ş

**Audited
Financial Statements
And Footnotes
As Of And For The Period
Ended December 31, 2014**

DESPEC BİLGİSAYAR PAZARLAMA VE TİCARET A.Ş
CONTENTS OF THE FINANCIAL STATEMENTS

CONTENTS	PAGE
INDEPENDENT AUDIT REPORT	
STATEMENT OF FINANCIAL POSITION.....	1-2
STATEMENT OF PROFIT OR LOSS AND COMPREHENSIVE INCOME STATEMENT.....	3
CASH FLOW STATEMENT.....	4
STATEMENTS OF CHANGES IN SHAREHOLDERS' EQUITY	5
NOTES TO THE FINANCIAL STATEMENTS.....	6- 45

INDEPENDENT AUDITORS' REPORT ON THE FINANCIAL STATEMENTS

To the Board of Directors of Despec Bilgisayar Pazarlama ve Ticaret Anonim Şirketi;

Introduction

- 1) We have audited the accompanying statement of financial position of **Despec Bilgisayar Pazarlama ve Ticaret Anonim Şirketi** (the Company) as at December 31, 2014 and the related statement of profit or loss and statement of other comprehensive income, statement of changes in equity and statement of cash flows for the year then ended and a summary of significant accounting policies and explanatory notes.

Company Management 's Responsibility for the Financial Statements

- 2) Company's management is responsible for the preparation and fair presentation of financial statements in accordance with the Turkish Accounting Standards published by the Public Oversight Accounting and Auditing Standards Authority ("POA") of Turkey and for such internal controls as management determines is necessary to enable the preparation and fair presentation of financial statements that are free from material misstatement, whether due to error and/or fraud.

Independent Auditor's Responsibility

- 3) Our responsibility is to express an opinion on these financial statements based on our audit. Our audit was conducted in accordance with standards on auditing issued by the Capital Markets Board of Turkey and standards on auditing issued by POA. Those standards require that ethical requirements are complied with and that the independent audit is planned and performed to obtain reasonable assurance whether the financial statements are free from material misstatement.
- 4) Independent audit involves performing independent audit procedures to obtain independent audit evidence about the amounts and disclosures in the financial statements. The independent audit procedures selected depend on our professional judgment, including the assessment of the risks of material misstatement of the financial statements, whether due to error and/or fraud. In making those risk assessments, the Company's internal control system is taken into consideration our purpose, however, is not to express an opinion on the effectiveness of internal control system but to design independent audit procedures that are appropriate for the circumstances in order to identify the relation between the financial statements prepared by the Company and its internal control system. Our independent audit includes also evaluating the appropriateness of accounting policies used and the reasonableness of accounting estimates made by the Company's management as well as evaluating the overall presentation of the financial statements.
- 5) We believe that the audit evidence we have obtained during our independent audit is sufficient and appropriate to provide a basis for our audit opinion



an independent member of IAPA International

Opinion

6) In our opinion, the accompanying financial statements present fairly, in all material respects, the financial position of **Despec Bilgisayar Pazarlama ve Ticaret Anonim Şirketi** as at December 31, 2014 and their financial performance and cash flows for the year then ended in accordance with the Turkish Accounting Standards.

Reports on other responsibilities arising from regulatory requirements

- 7) Auditors' report on Risk Management System and Committee prepared in accordance with subparagraph 4, Article 378 of Turkish Commercial Code no. 6102 ("TCC") is submitted to the Board of Directors of the Company on March 02, 2015.
- 8) In accordance with subparagraph 4, Article 402 of the TCC, no significant matter has come to our attention that causes us to believe that the Company's bookkeeping activities for the period January 1 – December 31, 2014 and financial statements are not in compliance with the code and provisions of the Company's articles of association in relation to financial reporting.
- 9) In accordance with subparagraph 4, Article 402 of the TCC, the Board of Directors submitted to us the necessary explanations and provided required documents within the context of audit.

ÇAĞDAŞ BAĞIMSIZ DENETİM S.M.M.M. A.Ş.
An Independent Member of IAPA International



ÖZCAN AKSU
Principal Auditor in Charge
(İstanbul, March 02, 2015)

STATEMENT OF FINANCIAL POSITION (BALANCE SHEET) (TL)

	Notes	Audited Current Period December 31, 2014	Audited Previous Period December 31, 2013
ASSETS			
Current Assets		68.155.039	70.488.377
Cash and Cash Equivalents	6	1.409.794	5.197.544
Financial Investments	7	79.636	57.282
Trade Receivables	10	39.720.174	36.169.689
- <i>Receivables from Related Parties</i>	10-37	1.683.633	66.916
- <i>Other</i>	10	38.036.541	36.102.773
Other Receivables	11	1.866.915	4.602.887
- <i>Receivables from Related Parties</i>	11-37	1.857.777	4.541.945
- <i>Other</i>	11	9.138	60.942
Derivative Instruments	12	68.442	145.450
Inventories	13	22.208.437	21.665.596
Prepaid Expenses	15	527.801	664.546
Current Tax Assets	26	-	-
Other Current Assets	26	2.273.840	1.985.383
(Subtotal)		68.155.039	70.488.377
Fixed Assets Held for Sale Purposes	34	-	-
Non-Current Assets		685.940	369.332
Financial Investments	7	10.190	10.190
Other Receivables		-	-
- <i>Other Receivables from Related Parties</i>		-	-
- <i>Other</i>		-	-
Investments Evaluated by Equity Method	16	-	-
Investment Properties	17	18.280	18.280
Tangible Assets	18	377.909	213.374
Intangible Assets	19	10.173	5.145
- <i>Goodwill</i>	19	-	-
- <i>Other</i>	19	10.173	5.145
Prepaid Expenses	15	-	-
Deferred Tax Assets	35	269.388	122.343
TOTAL ASSETS		68.840.979	70.857.709

The accompanying notes are integral parts of the financial statements.



STATEMENT OF FINANCIAL POSITION (BALANCE SHEET) (TL)

		Audited Current Period December 31, 2014	Audited Previous Period December 31, 2013
LIABILITIES			
Short-Term Liabilities		16.938.713	21.872.338
Short-Term Financial Liabilities	8	-	-
Short-term Portion of Long-term Financial Liabilities	8	-	-
Other Financial Liabilities	9	-	-
Trade Payables	10	14.013.554	18.752.741
-Trade Payables to Related Parties	10-37	318.932	232.373
-Other	10	13.694.622	18.520.368
Employee Benefit Obligations	20	45.385	39.259
Other Payables	11	188.595	1.419.503
-Other Payables to Related Parties	11-37	111.146	1.331.881
-Other	11	77.449	87.622
Derivative Instruments	12	-	-
Deferred Earnings	15	716.501	587.292
Profit Tax Liabilities	35	777.230	892.549
Short-Term Provisions		1.197.448	180.994
- Provisions for Employee Benefits	24	-	-
-Other Short-Term Provisions	22	1.197.448	180.994
Other Short-Term Liabilities	26	-	-
(Subtotal)		16.938.713	21.872.338
Liabilities Related to Fixed Assets Held for Sale Purposes	34	-	-
Long-Term Liabilities		378.282	331.595
Long-Term Provisions	24	378.282	331.595
- Provisions for Employee Benefits	24	378.282	331.595
-Other Long-Term Provisions	24	-	-
Deferred Tax Liabilities	35	-	-
Other Long-Term Liabilities	26	-	-
SHAREHOLDER'S EQUITY		51.523.984	48.653.776
Parent Company Shareholders' Equity	27	51.523.984	48.653.776
Paid-in Capital		23.000.000	23.000.000
Difference in Capital Adjustments		437.133	437.133
Shares buyback(-)		-	-
Share Premium		2.967.707	2.967.707
Other Comprehensive Income or Expenses not to be Reclassified to profit or loss		(32.310)	(53.981)
- Revaluation and gain/loss arising from Measurement		(32.310)	(53.981)
Other Comprehensive Income or Expenses to be Reclassified to profit or loss		606.110	606.110
- Foreign Currency Translation Differences		606.110	606.110
- Hedging		-	-
- Other Gains/Losses		-	-
Restricted Profit Reserves		5.136.093	4.129.678
Retained Earning		11.239.245	8.813.537
Net Profit/(Loss)		8.170.006	8.753.592
Non-Controlling Interests	27	-	-
TOTAL LIABILITIES		68.840.979	70.857.709

The accompanying notes are integral parts of the financial statements.



**PROFIT OR LOSS AND
OTHER COMPREHENSIVE INCOME STATEMENTS (TL)**

	Notes	Audited January 1, 2014 December 31, 2014	Audited January 1, 2013 December 31, 2013
OPERATING INCOME			
Sales	28	164.743.507	141.404.625
Cost of Sales (-)	28	(148.056.838)	(125.194.899)
GROSS PROFIT		16.686.669	16.209.726
General Administrative Expenses (-)	29	(4.486.912)	(4.526.493)
Marketing, Sales and Distribution (-)	29	(2.670.611)	(1.943.817)
Other Operating Income	31	7.292.502	6.420.821
Other Operating Expenses (-)	31	(5.325.853)	(2.191.836)
OPERATION PROFIT / (LOSS)		11.495.795	13.968.401
Share in Profit / (Loss) of Investments Evaluated According to Equity Method		-	-
Income from Investment Activities	32	760	4.047
Loss from Investment Activities (-)	32	-	-
OPERATING PROFIT/LOSS BEFORE FINANCIAL INCOME/EXPENSE		11.496.556	13.972.448
Financial Income	33	2.934.298	3.446.215
Financial Expense (-)	33	(4.124.759)	(5.659.920)
CONTINUED OPERATIONS PROFIT / (LOSS) BEFORE TAX		10.306.094	11.758.743
Continued Operations Tax Profit / (Loss)		(2.136.088)	(3.005.151)
- Current Period Tax Income /(Expense)	35	(2.288.551)	(3.003.242)
- Deferred Tax Income / (Expense)	35	152.463	(1.909)
Distribution of Profit / (Loss) of the Period		8.170.006	8.753.592
Non-Controlling Interest	27	-	-
Parent Company Share	27	8.170.006	8.753.592
Earnings / (Loss) Per Share	36	0,355218	0,380591
OTHER COMPREHENSIVE INCOME			
Items Not To Be Reclassified in Profit / Loss		21.671	(53.981)
Actuarial gain and loss arising from defined benefit plans		27.089	(67.476)
Items not to be reclassified to profit or loss in subsequent periods related Tax		(5.418)	13.495
- Deferred Tax Income/(Expense)		(5.418)	13.495
Items to Be Reclassified to Profit or Loss in Subsequent Periods		-	3.185.725
Foreign Currency Exchange Differences		-	3.187.302
Hedge Fund	27	-	(1.577)
OTHER COMPREHENSIVE INCOME		21.671	3.131.744
TOTAL COMPREHENSIVE INCOME/EXPENSES		-	-
Distribution of Total Comprehensive Income/Expenses		8.191.677	11.885.336
Non-Controlling Interest		-	-
Parent Company Shares		8.191.677	11.885.336

The accompanying notes are integral parts of the financial statements.



CASH FLOW STATEMENT (TL)

Notes	Audited Current	Audited Previous
	Period January 1,2014- December 31, 2014	Period January 1,2013- December 31, 2013
A. CASH FLOW PROVIDED FROM OPERATIONS		
Net Profit / (Loss)	1.821.317	5.410.327
Adjustments:	10.306.094	11.758.743
Depreciation and Amortization Adjustment	263.911	(1.084.377)
Change in Provision for Termination Indemnities (+)	18-19 117.890	81.804
Termination Indemnities Paid(-)	24 48.379	127.626
Receivables Rediscount (+)	24 (1.692)	(24.034)
Current Period Provision for Doubtful Receivables (+)	10 34.876	222.736
Provision for Inventory Impairment (+)	10 670	22.020
Unrealized Currency Exchange (Income)/ Loss on Loans	13 548.954	108.961
Rediscount on Notes Payable (-)	10 -	-
Accrued Income	10 23.509	(67.935)
Provision for Price Differences	26 (799.128)	(23.069)
Lawsuit Provisions	22 1.016.454	(365.513)
Fixed Asset or Long-Term Investment Earnings (-)	7 -	-
Interest Expense (+)	33 1.592.394	1.195.484
Interest Income(-)	32 (2.318.395)	(2.362.457)
Changes in Working Capital	(7.070.819)	(3.789.744)
Inventories Increase/Decrease	13 (1.091.795)	(8.778.552)
Trade Receivables Increase/Decrease	10 (3.586.031)	(10.667.129)
Other Receivables	11 2.735.972	9.109.786
Increase in Financial Assets Available for Sale (-)	7 -	-
Decrease in Trade Payables (-)	10 (4.762.696)	4.923.135
Other Changes (+)/(-)	864.639	1.649.862
Other Payables	11 (1.230.908)	(26.846)
Cash Inflow Provided/(Used) From Activities:	3.499.186	6.884.622
Other Liabilities Increase/Decreases	26 -	-
Interest Paid (Net)	32-33 726.001	1.166.973
Tax Payments (-)	22 (2.403.870)	(2.641.268)
B) CASH FLOW USED IN INVESTMENT OPERATIONS	(287.453)	12.418
Cash Outflow from Acquisitions of Tangible and Intangible Assets	18-19 (287.453)	(20.601)
Cash Provided from Sales of Tangible and Intangible Assets	18-19 -	33.019
C. CASH FLOW FROM FINANCIAL ACTIVITIES	(5.321.469)	(5.004.059)
Cash Inflow from Financial Debt	8 -	-
Financial Payables Payments	8 -	-
Share Premium	27 -	-
Capital Increase	27 -	-
Dividends Paid (-)	27 (5.321.469)	(5.004.059)
NET INCREASE / DECREASE OF CASH AND CASH EQUIVALENTS BEFORE THE EFFECT OF FOREIGN CURRENCY TRANSLATIONS	(3.787.605)	418.686
D. EFFECT OF FOREIGN CURRENCY TRANSLATIONS ON CASH AND CASH EQUIVALENTS	-	-
NET INCREASE / DECREASE OF CASH AND CASH EQUIVALENTS	(3.787.605)	418.686
E)ENDING BALANCE OF CASH AND CASH EQUIVALENTS	5.197.357	4.778.671
BEGINNING BALANCE OF CASH AND CASH EQUIVALENTS	1.409.752	5.197.357

The accompanying notes are integral parts of the financial statements.



DESPEC BİLGİSAYAR PAZARLAMA VE TİCARET A.Ş.
FINANCIAL STATEMENTS

Page: 5

CHANGES IN SHAREHOLDER'S EQUITY STATEMENTİ(TL)

Audited	Notes	Paid in Capital	Capital Translation Differences	Share Buyback	Share Premiums/ Discounts	Other Comprehensive Income/(Expense) not to be Reclassified to Profit or Loss		Other Comprehensive Income/(Expense) to be Reclassified to Profit or Loss			Accumulated Profit		Net Current Year Profit / (Loss)	Shareholder's Equity
						Defined Benefit Plans and Revaluation and Gain/Loss Arising from Measurement	Other Gains/ (Losses)	Foreign Currency Translation Differences	Hedge Funds Gains/ (Losses)	Other Gains/ (Losses)	Restricted Reserves	Retained Earnings/Loss		
January 1, 2014	27	23.000.000	437.133	-	2.967.707	(53.981)	-	606.110	-	-	4.129.678	8.813.537	8.753.592	48.653.776
Capital Increase		-	-	-	-	-	-	-	-	-	-	-	-	-
Transfer to Retained Earnings		-	-	-	-	-	-	-	-	-	-	8.753.592	(8.753.592)	-
Transfers to Reserves		-	-	-	-	-	-	-	-	1.006.415	-	(1.006.415)	-	-
Dividends Paid		-	-	-	-	-	-	-	-	-	-	(5.321.469)	-	(5.321.469)
Gain on Sales of Associates which Added to Shares		-	-	-	-	-	-	-	-	-	-	-	-	-
Total Comprehensive Income		-	-	-	-	21.671	-	-	-	-	-	-	8.170.006	8.191.677
Net Current Profit		-	-	-	-	-	-	-	-	-	-	-	8.170.006	8.170.006
Foreign Currency Translation Differences		-	-	-	-	-	-	-	-	-	-	-	-	-
Gain of Rise in Value		-	-	-	-	-	-	-	-	-	-	-	-	-
Actuarial Gain / Loss from Defined Pension Plans		-	-	-	-	21.671	-	-	-	-	-	-	-	21.671
December 31, 2014	27	23.000.000	437.133	-	2.967.707	(32.310)	-	606.110	-	-	5.136.093	11.239.245	8.170.006	51.523.984
Audited														
January 1, 2013	27	23.000.000	(1.294.351)	-	2.748.459	-	-	(630.460)	(10.773)	12.350	3.457.316	6.557.147	7.932.811	41.772.499
Capital Increase		-	-	-	-	-	-	-	-	-	-	-	-	-
Transfer to Retained Earnings		-	-	-	-	-	-	-	-	-	-	7.932.811	(7.932.811)	-
Transfers to Reserves		-	-	-	-	-	-	-	-	-	672.362	(672.362)	-	-
Dividends Paid		-	-	-	-	-	-	-	-	-	-	(5.004.059)	-	(5.004.059)
Total Comprehensive Income		-	1.731.484	-	219.248	(53.981)	-	1.236.570	10.773	(12.350)	-	-	8.753.592	11.885.336
Period Profit		-	-	-	-	-	-	-	-	-	-	-	8.753.592	8.753.592
Foreign Currency Translation Differences		-	1.731.484	-	219.248	-	-	1.236.570	-	-	-	-	-	3.187.302
Gain of Rise in Value		-	-	-	-	-	-	-	10.773	(12.350)	-	-	-	(1.577)
Actuarial Gains and Losses from Retirement Plans		-	-	-	-	(53.981)	-	-	-	-	-	-	-	(53.981)
December 31, 2013	27	23.000.000	437.133	-	2.967.707	(53.981)	-	606.110	-	-	4.129.678	8.813.537	8.753.592	48.653.776

The accompanying notes are integral parts of the financial statements.



DESPEC BİLGİSAYAR PAZARLAMA VE TİCARET ANONİM ŞİRKETİ

Accompanying Notes to the Financial Statements

(Amount, unless shown otherwise are stated in TL)

1 ORGANIZATION AND BUSINESS SEGMENTS

Despec Bilgisayar Pazarlama ve Ticaret A.Ş. ("Despec", or "Company"), carries out distribution services of almost all kinds of Information Technology ("IT") consumption products (toner, ink cartridge, printer tape, backup products, paper products, accessories and etc) to computer companies and office supply stores countrywide in Turkey through its well organized distribution network. The Company, which was established with the on January 4, 1995 changed its title to İndeks Teknolojik Ürünler Dağıtım A.Ş. on August 2, 1995 and to Despec Bilgisayar Pazarlama ve Ticaret A.Ş. on October 10, 1998. The company started its activities mainly towards the end of 1998. Despec Bilgisayar Pazarlama ve Ticaret A.Ş. carries out sales and distribution of the products in its portfolio through sales teams employed in branches in Head Office İstanbul, Ankara and İzmir using the warehouses in mentioned cities.

Company's share capital and ownership structure as of December 31, 2014 and December 31, 2013, are as follows:

Shareholders	December 31, 2014		December 31, 2013	
	Share Percentage%	Share Amount	Share Percentage%	Share Amount
Desbil Teknolojik Ürünler A.Ş.(*)	% 30,24	6.956.268	% 30,24	6.956.268
Despec International FZCO.	% 30,33	6.975.000	% 30,33	6.975.000
Public	% 39,35	9.050.000	% 39,35	9.050.000
Other	% 0,08	18.732	% 0,08	18.732
Total	%100	23.000.000	%100	23.000.000

(*) 225.994 of public shares belong to Desbil Teknolojik Ürünler A.Ş.

Despec International FZCO was established in United Arab Emirates Dubai Jebel Free Zone in 1996 by Admiral Riyaz Jamal as subsidiaries and affiliated companies are operating in Middle East, Africa, and Turkey.

A major part of Despec sales consists of HP products (especially printer toners and cartridges). Other products distributed by the Company are of brands of Canon, Kingston, Sony, Samsung, Panasonic, Steelseries, Brother, Epson, Oki, Xerox, IBM, Emtec, Lexmark, Trust and Targus.

Şirket'in Merkez ofis operasyonları Kağıthane/İstanbul'da yürütülürken, Ankara ve İzmir'de şubeleri bulunmaktadır.

Company's branches in İzmir and Ankara, when its Headquarters office operations maintain in Kağıthane/İstanbul.

Significant risks relating to the sector are as follows:

a- Credit Risk: Capital structure of dealer channel, which is determined as classical dealer in distribution network is low. Not only the ownership these retailers (around 3.000) are handed over frequently, but also their closing and opening rates are significantly high.

b- Sectoral Competition: Manufacturing companies in operating sector are in intense competition in brand and product bases worldwide. The effects of competitive medium created by these companies also affect the prices in national markets. This creates significant risks to companies which don't have strong financial structures.

c- Foreign Exchange Rate Risk: Most of the IT byproducts are either imported or purchased domestically using foreign currencies or TL. During acquisition of products the companies are usually indebted in foreign currencies and payments are also made in same currencies. The companies which do not adopt their sales policies using currencies in which they purchase the products may encounter foreign exchange losses if rates increase.

d- The distribution agreements made with producers are not exclusive: There is no mutual exclusivity in distributorship agreements made with producer companies. In distributorship agreements according to market conditions producers can assign other distributorships, whereas in the meantime distributors can also sign distributorship agreements with other producers.



DESPEC BİLGİSAYAR PAZARLAMA VE TİCARET ANONİM ŞİRKETİ

Accompanying Notes to the Financial Statements

(Amount, unless shown otherwise are stated in TL)

Based on the facts that the Company is active in the sector for many years and maintains a high level of knowhow, the Company management considers the risk of agreement cancellation is extremely low.

e- Amendments made in import regimes: The amendments made by governments in some periods regarding import regimes may affect import both positively and negatively.

The addresses of the Company's main office and branches are as follows:

Main Office: Merkez Mah. Erseven Sok. No: 8/3 34406 Kağıthane / İSTANBUL. The Company also has branches in Ankara and İzmir.

Branch Addresses are as follows:

Ankara Branch: Çetin Emeç Bulvarı Öveçler 4.Cadde No:4/9 Dikmen/ANKARA

İzmir Branch:1370 Sokak No: 26 35320 Çankaya/İZMİR

The average number of employees of the Company as of December 31, 2014 is 31.(December 31, 2013:29). All of the employees are assigned with administrative duties.

2 PRINCIPLES RELATED TO THE PRESENTATION OF THE FINANCIAL STATEMENTS

2.01 Basic Principles for the Presentation

The Company maintains its books of accounts and statutory financial statement in accordance with Turkish Commercial Code and accounting principles determined in tax legislations. Accompanying financial statements include adjustments and classifications made on legal books in line with the generally accepted accounting principles issued by Capital Markets Boards (CMB).

The accompanying financial statements are prepared in accordance with Capital Market Board's Communique "Principles of Financial Reporting in Capital Markets"("Communique") which was published in the Official Gazette dated June 13,2013 and numbered 28676 Series: II,No.14.1 and that communique was repealed.

The Company is applied in accordance with Turkish Accounting Standards / Turkish Financial Reporting Standards ("TAS / TFRS") and its addendum and interpretations issued by Public Oversight Accounting. In accordance with CMB's code article 14. Decisions are made as determining the implementation by committee for financial reporting principle,procedures and principles,providing apparentness and comprehensible or providing secure uniformity of implementation.Corporates are required to comply with this decision.

The accompanying financial statements are prepared in accordance with communiqué numbered II-14.1,financial statements and footnotes are presented according to the formats which must be applied dated June 7, 2014 by CMB.

In the scope of the related CMB's communiqué, the entities are allowed to prepare a complete or condensed set of interim financial statements in accordance with TAS 34, "Interim Financial Reporting". In this respect, the Company has preferred to prepare complete set of financial statements and prepared the aforementioned complete set of financial statements in compliance with POA Financial Reporting Standards.

The accompanying financial statements were approved by its Board of Directors for the period as of date March 2, 2015. Board of Directors has the authority to change the financial statements.

The Company determined its functional currency as USD in accordance with Turkish Accounting Standards ("TAS") 21 "The Effects of Changes in Foreign Exchange Rates", due to the fact that the significant part of sales and purchases are USD based. Until June 30,2013,the main outlines applied during translation of financial statements which were prepared in USD to Turkish Lira .

Due to the fact that an important portion of purchases and sales are based on the TL currency, the function currency of the Company has been changed to TL on July 1st 2013. As a result, all transactions occurring after July 1st 2013 are recorded in the TL currency.



DESPEC BİLGİSAYAR PAZARLAMA VE TİCARET ANONİM ŞİRKETİ

Accompanying Notes to the Financial Statements

(Amount, unless shown otherwise are stated in TL)

The non-monetary items present in the December 31, 2014 financial statements have been accepted as the USD currency until June 30, 2013. The transactions in the non-monetary items that take place after this date are recorded in TL due to the change in the functional currency to the TL currency.

The same accounting technique has been used regarding non-monetary items in the statement of profit or loss and for all transactions until June 30, 2013 have been converted using the average USD currency rate. Any transaction occurring after July 1, 2013 has been recorded using the TL currency.

2.02 Dealing with the Inflation Effects in Hyper-Inflationary Periods

According to the decision dated March 17, 2005 with No:11/367 made by the CMB, the inflation accounting is no longer effective for the periods after January 1, 2005 for the companies that are operating in Turkey and preparing financial statements in accordance with CMB standards. Therefore, practise of International Accounting Standards 29 "Financial Reporting on Hyper-Inflationist Economies" ended after January 01, 2005.

2.03 Changes in Accounting Policies

The changes to the current accounting policies can be performed if it is necessary or the changes will provide more appropriate and reliable presentation of the transactions and events related to the financial position, performance and the cash flow of the Company that affect the financial statements of the Company. If the changes in accounting policies affects the prior periods, policy is applied to the prior period financial statements as if it is applied before. There were not any changes in accounting policies in the current period.

2.04 Changes in Accounting Estimates and Errors

Accounting estimates are made based on reliable information and using appropriate estimation methods. However, if new or additional information becomes available or the circumstances, which the initial estimates based on, change, then the estimates are reviewed and revised, if necessary. If the change in the accounting estimates is only related to a sole period, then only that period's financial statements are adjusted. On the other hand, if the amendments are related to the current as well as the forthcoming periods, then both current and forthcoming periods' financial statements are adjusted.

In instances where the accounting estimates affect both current and forthcoming periods, then description and monetary value of the estimate is disclosed in the notes to the financial statements. However; if the affect of the accounting estimate to the financial statement is not determinable, then it is not disclosed in the notes to the financial statements. The Company management uses accounting estimates related to issues such as determination of useful lives of tangible and intangible assets, actuarial assumptions used in termination indemnity calculation, provisions for pending law suits and proceedings in favor of and/or against the Company and provisions for decrease in value of inventories. Detailed explanations on the used estimates were made the following changes in the accounting estimates used in the related notes located below.

TAS 21 The Effects of Changes in Foreign Exchange Rates Standard defines that functional currency is the currency of the primary economic environment in which the entity operates. The primary economic environment in which an entity operates is normally the one in which it primarily generates and expends cash. An entity considers the following factors in determining its functional currency; the currency that mainly influences sales prices for goods and services (this will often be the currency in which sales prices for its goods and services are denominated and settled); and of the country whose competitive forces and regulations mainly determine the sales prices of its goods and services and the currency that mainly influences labor, material and other costs of providing goods or services (this will often be the currency in which such costs are denominated and settled). The Company Management reviews accounting estimations about functional currency and accounting policies in every period. In this context in the evaluation ,it has been decided to change the functional currency as USD as from January 1, 2013 considering the last year realization and forward-looking expectations. The effects of accounting policy changes result of forward-looking expectations applied on a going forward according to TAS 21 Paragraph 35-37. In other words every items of the company has been converted to new functional currency using the foreign currency exchange on the date of June 30,2013 which is the conversion date and the amounts formed after the conversion has been considered as historical cost for non-monetary items.



DESPEC BİLGİSAYAR PAZARLAMA VE TİCARET ANONİM ŞİRKETİ

Accompanying Notes to the Financial Statements

(Amount, unless shown otherwise are stated in TL)

TAS 19 In accordance with the revised standard, actuarial gain / loss related to employee benefits which were stated in profit or loss in the previous periods were recognized in other comprehensive income.

Important Accounting Evaluations, Estimations and Assumptions

During preparation of financial statements Company management makes assumptions and estimates effecting the amounts of reported assets and liabilities, which effect contingent liabilities and commitments as of balance sheet date and income and expense items as of reporting period. Actual results may differ from the estimations made. Estimates are reviewed regularly and when it is required necessary adjustments are reflected to the financial statements in the period they are realized.

Assumptions made taking the basic reasons of interpretations, which can affect the amounts presented in the financial statements significantly and estimates which exist as of balance sheet date or are expected to occur in the future, into consideration, are explained in the following paragraphs:

- Actuarial assumptions relating to Termination Indemnity Liabilities (Discount rates, expected salary increases and reassignment rates of employees). (Note:24)
- The Company calculates depreciation according to straight line method according to the useful lives of fixed assets. The expected useful lives residual values and depreciation method is reviewed annually for any changes in estimates and proactively adjusted in case of any changes. There were not any changes in estimates related with depreciation calculations.(Note:18-19)
- The Company makes provision for receivable when there conditions indicate that collectability of these receivables are dubious whether there are not any legal processes initiated related to these receivables or not. The Company receives guarantees for receivables from companies which are considered to carry collection risks. (Note:10)
- The inventories are reflected to the financial statements with the lesser of cost or net realizable value. The effect of technological developments on the inventories of the company are taken into consideration during the calculation of impairment.(Note:13)
- The Company receives commissions from producer Company's according to sales or procurement volumes using predetermined commission rates. The commission incomes are recorded according to accrual basis. (Note:26)

2.05 Summary of Significant Accounting Policies

The significant accounting policies used in the preparation of the financial statements are as follows:

2.05.01 Revenue Recognition

The Company recognizes income in fair value according to the accrual basis, when the Company reasonably determines the income and economic benefit is probable.

Revenue from the sale of goods is recognized when all the following conditions are gratified:

- The significant risks and the ownership of the goods are transferred to the buyer;
- The Company refrains the managerial control over the goods and the effective control over the goods sold;
- The revenue can be measured reasonably;
- It is probable that the the economic benefits related to transaction will flow to the entity;
- The costs incurred or will be incurred in conjunction with the transaction can be measured reliably.

Interest income is accrued in the related period after discounting the cash inflows which will be received from the principal amount in the expected term using the efficient interest rate which discounts the mentioned cash inflows to recorded values.



DESPEC BİLGİSAYAR PAZARLAMA VE TİCARET ANONİM ŞİRKETİ

Accompanying Notes to the Financial Statements

(Amount, unless shown otherwise are stated in TL)

When there is a significant amount of financing in sales, the fair value is determined by discounting the future cash flows using the embedded interest rate. The difference is reflected to the financial statements according to accrual basis.

Despec sales consists mainly of IT byproducts of HP (especially printer toners and cartridges).

Other products distributed by the Company are products of Canon, Epson, OKI, Xerox, IBM, Emtec, Lexmark, Trust and Targus. 90 % - 95 % of inventory purchases are provided from the first ten major suppliers. Purchases from HP cover approximately 60 % - 80 % of total inventory purchases

A major part of procurements of the Company are made directly from producers. The fluctuations in prices which may occur according to market conditions are covered by producer companies to provide price competitiveness. Other than this, losses related to defect products are paid to the Company by producers. Moreover, related to massive procurement of Public Sector or Private Sector companies, special prices are provided by the producers and the best pricing conditions are offered to companies operating in these sectors. In line with the dynamic and changing structure of IT Sector, the Company is supported directly and continuously by producers regarding new products and technologies.

The Company markets and sells the products imported from producers companies, which the Company has signed distributorship agreements. All of the sales are made via retailer channel, which consists of approximately 3.000 retailers, and there are no sales made directly to end users by the Company. Almost 50-65 % of the sales are made through ten major retailers.

When the products in inventories are sold with prices lower than acquisition costs in line with the demand of producers according to their marketing strategies, there are payments made with the explanation of inventory protection. These payments are deducted from the cost of inventories. On the other hand sales commissions obtained in line with the sales volumes are added to sales.

2.05.02 Inventory Valuation

Inventories are stated either at the lower of acquisition cost or net realizable value. The Company's inventories consist of cartridge, toner, tape and paper. The inventory costing method used by the Company is "First in First out (FIFO)". Net realizable value is the estimated selling price in the ordinary course of business less the estimated costs of completion and the estimated costs necessary to make the sale.

The Company also calculates net realizable values of commercial goods and reflects provision for decrease in value when there are indications of value decrease. (Not:13)

2.5.03 Tangible Fixed Assets

For Assets acquired in and after 2005, the tangible assets are reflected to the financial statements by deducting their accumulated depreciation from their cost. For assets that were acquired before January 01, 2005, the tangible fixed assets are presented on the financial statements based on their cost value, which is adjusted according to the inflationary effects as of December 31, 2004. Depreciation is calculated using the straight-line method based on their useful lives. The following rates, determined in accordance with the useful lives of the fixed assets, are used in calculation of depreciation.

	<u>Useful Life (Year)</u>
- Furniture's and Fixtures	4-10
- Motor Vehicles	5-10
- Leasehold Improvements	5-10

If the carrying amount of a tangible asset is more than the expected recoverable amount, the net book value is decreased to recoverable amount by making provision.

The profit and loss arisen from fixed asset sales are determined by comparing the net book value with the sales price and the difference is recorded as operating profit or loss.



DESPEC BİLGİSAYAR PAZARLAMA VE TİCARET ANONİM ŞİRKETİ

Accompanying Notes to the Financial Statements

(Amount, unless shown otherwise are stated in TL)

2.05.04 Intangible Assets

Intangible assets acquired before January 01, 2005 are carried at acquisition costs adjusted for inflation; whereas those purchased in and purchased after January 01, 2005 are carried forward at their acquisition cost less accumulated amortization.

Intangible fixed assets comprise of information systems and software rights expenses. Amortization is calculated using the straight-line method between 3 and 10 years period.

2.05.05 Leasings

The Company does not have any financial leasing transaction. The Company is lessee of various operational leases. In operational leases the lessor retains the significant risks and benefits related to the leased asset. Expenses incurred relating to these leases is recorded as expense in the income statement according to straight line method. The most important operational leasing of the Company is the rent for Company center from the related İndeks Bilgisayar Sistemleri Mühendislik Sanayi Ticaret A.Ş. (İndeks A.Ş.) Leasing process is carried out an annual and rents are invoiced as a monthly by İndeks A.Ş. Company's logistic servise is invoiced as a monthly by Teklos Teknoloji Lojistik Hizmetleri A.Ş. (Teklos A.Ş.). The purchases from related parties are disclosed in **Note: 37**.

2.05.06 Impairment of Assets

Assets that have an indefinite useful life, such as goodwill, are not subject to amortization but they are annually tested for impairment. Assets that are subject to amortization are reviewed for impairment whenever events or changes in circumstances indicate that the carrying amount may not be recoverable. An impairment loss is recognized for the amount by which the asset's carrying amount exceeds its recoverable amount. The recoverable amount is the higher of an asset's fair value less costs to sell and value in use. For the purposes of assessing impairment, assets are grouped at the lowest levels for which there are separately identifiable cash flows. Non-financial assets that suffered impairment are reviewed for possible reversal of impairment at each reporting date.

2.05.07 Borrowings Costs

The borrowing costs are recognized as expense when they are incurred. Borrowing costs that are directly attributable to the acquisition, construction or production of a qualifying asset shall be capitalized as part of the cost of that asset. The capitalization of borrowing costs as part of the cost of a qualifying asset shall commence, when expenditures and borrowing costs for the asset are incurred, continues until that asset becomes available for sale. Expenditures on a qualifying asset include only those expenditures that have resulted in payments of cash, transfers of other assets or the assumption of interest-bearing liabilities. There are no capitalized borrowing costs in current period related to qualifying assets.

2.05.08 Financial Instruments

(i) Financial Assets

Investments are recognized and derecognized on trade date where the purchase of sales of an investment is under a contract, whose terms require delivery of the investment within the timeframe established by the market concerned and are initially measured at fair value, net of transaction costs except for those financial assets aclassified as fair value through profit or loss which are initially measured at fair value. Other financial assets are classified as "financial assets, whose fair value differences are reflected to the profit or loss", "financial assets held to the maturity", "financial assets available for-sale" and "loans and receivables.

Prevailing Interest Method

Prevailing interest method is the valuation of financial asset with their amortized cost and allocation of interest income to the relevant period. Prevailing interest rate is that discounts the estimated cash flow for the expected life of financial instrument or where appropriate a shorter period. Income related to financial assets, except the "financial assets, whose fair value differences are reflected to the profit or loss", is calculated by using the prevailing interest rate.



DESPEC BİLGİSAYAR PAZARLAMA VE TİCARET ANONİM ŞİRKETİ

Accompanying Notes to the Financial Statements

(Amount, unless shown otherwise are stated in TL)

a) Financial Assets Whose Fair Value Differences Are Reflected to the Profit or Loss

“Financial assets whose fair value differences are reflected to the profit or loss”, are the financial assets that are held for trading purposes. If a financial asset is acquired for trading purposes, it is classified in this category. Also, derivative instruments, which are not exempt from financial risk, are also classified as “Financial assets whose fair value differences are reflected to the profit or loss”. These financial assets are classified as current assets.

b) Financial Assets Which Will Be Held to the Maturity

Debt instruments, which the Company has the intention and capability to hold to maturity, and/or have fixed or determinable payment arrangement are classified as “Investments Held to the Maturity”. Financial asset that will be held to the maturity, are recorded after deducting the impairment from the cost basis, which has been amortized with prevailing interest method. All relevant income is calculated using the prevailing interest method.

c) Financial Assets Available-For-Sale

Financial assets, which are “Available-for-Sale” are either (a) financial assets, which will not be held to maturity or (b) financial assets, which are not held for trading purposes. Financial assets Available-for-Sale are recorded with their fair value if their fair value can be determined reliably. Marketable securities are shown at their cost basis unless their fair value can be reliably measured or have an active trading market. Profit or loss pertaining to the financial assets Available-for-Sale is not recorded on the income statement. The fluctuation in the fair value of these assets are shown in the statement of shareholders’ equity. Where the investment is disposed of or is determined to be impaired, the cumulative gain or loss previously recognized is included in profit or loss for the period. Provisions recorded in the income statement pertaining to the impairment of financial asset Available-for-Sale can not be reversed from the income statement in future periods. Except equity instruments classified as available-for-sale, if impairment loss decreases in next period and if therein decreasing can be related to an event occurred after the accounting of impairment loss, impairment loss accounted before, can be cancelled in income statement. The Company classified all of the existing financial assets as Available for Sale Financial Assets. Company’s as of period is not available financial asset for sale.

d) Loans and Receivables

Trade receivables, other receivables, and loans are initially recognized at their fair value. Subsequently, receivables and loans are measured at amortized cost using the effective interest method. In the case of interest on loans and receivables negligible, registered value of loan and receivables is accepted as fair value.

Impairment of financial assets

Financial assets, other than those at fair value through profit or loss, are assessed for indication of impairment at each statement of financial position date. Financial assets are impaired, where there is objective evidence that, as a result of one or more events that occurred after the initial recognition of the financial asset, the estimated future cash flows of the investment have been impacted. For financial assets carried at amortized cost, the amount of the impairment is the difference between the asset’s carrying amount and the present value of estimated future cash flows, discounted at the original effective interest rate.

The carrying amount of the financial asset is reduced with the impairment loss directly for all financial assets with the exception of trade receivables, where the carrying amount is reduced through the use of an allowance account. When a trade receivable is uncollectible, it is written off against the allowance account. Subsequent recoveries of amounts previously written off are reversed against the allowance account. Changes in the carrying amount of the allowance account are recognized in profit or loss.

With the exception of available for sale equity instruments, if, in a subsequent period, the amount of the impairment loss decreases and the decrease can be related objectively to an event occurring after the impairment was recognized, the previously recognized impairment loss is reversed through profit or loss to the extent that the carrying amount of the investment at the date the impairment is reversed does not exceed what the amortized cost would have been had the impairment not been recognized.

With respect to available-for-sale equity securities, any increase in fair value subsequent to an impairment loss is recognized directly in equity.



DESPEC BİLGİSAYAR PAZARLAMA VE TİCARET ANONİM ŞİRKETİ

Accompanying Notes to the Financial Statements

(Amount, unless shown otherwise are stated in TL)

Cash and Cash Equivalents

Cash and cash equivalents are cash, demand deposit and other short-term highly liquid investments, which their maturities are three months or less from the date as of acquisition, that are readily convertible to a known amount of cash and are subject to an insignificant risk of changes in value.

(ii) Financial Liabilities

Financial liabilities and equity instruments are classified based on arrangements according to the agreement, and definition of financial liability and equity instrument. Agreement which embodies right of assets after deducting all the liabilities, is a financial instrument based on equity. Accounting policies for the financial liabilities and the financial instruments based on equity are determined below.

Financial liabilities are classified as financial liabilities whose fair value differences are reflected to the profit / (loss) or other financial liabilities.

a) Financial Liabilities Whose Fair Value Differences Are Reflected to the Profit / (Loss)

“Financial liabilities whose fair value differences are reflected to the profit /loss” are recorded at fair value and are re-evaluated at the end of each balance sheet date. Changes in fair value are recognized in the income statement. Recognized net earnings and/or losses in the income statement also include interest payments made for this financial liability.

b) Other Financial Liabilities

None.

2.05.09 Effects of Currency Fluctuations

All transactions, denominated in foreign currencies, are converted into TL by the exchange rate ruling at the transaction date. All foreign currency denominated monetary assets and liabilities stated at the balance sheet are converted into TL by the exchange rate ruling at the balance sheet date.

2.05.10 Earnings per Share

Earnings per share in the income statement is calculated by dividing net income by the weighted average number of common shares outstanding for the period. In Turkey, companies are allowed to increase their share capital by distributing “bonus shares” from retained earnings. These bonus shares are deemed as issued shares while calculating the net earnings per share.

Accordingly, the retrospective effect for those share distributions is taken into consideration in determining the weighted-average number of shares outstanding used in this calculation.

2.05.11 Events after the Balance Sheet Date

Events after the Balance Sheet Date cover all events that occur between the balance sheet date and the publication date of the financial statements. If there is substantial evidence that the subsequent events existed or arose after the balance sheet date, these events are disclosed and explained in the notes to the financial statements. (Note: 40)

The Company adjusts its financial statements if the above-explained subsequent events require any adjustments.

2.05.12 Provisions, Contingent Liabilities and Assets

A provision is recognized when an entity has a present obligation (legal or constructive) as a result of a past event; it is probable that an outflow of resources embodying economic benefits will be required to settle the obligation; and reliable estimate can be made of the amount of the obligation.



DESPEC BİLGİSAYAR PAZARLAMA VE TİCARET ANONİM ŞİRKETİ

Accompanying Notes to the Financial Statements

(Amount, unless shown otherwise are stated in TL)

Contingent liabilities and assets are not reflected to financial statements but disclosed in the notes to the financial statements. The entity recognizes a provision for the part of the obligation, for which an outflow of resources embodying economic benefits is probable, except in the extremely rare circumstances where no reliable estimate can be made.

2.05.13. Related Parties

IAS 24 "Related Parties" defines related parties as the parties which can control the counterparty directly or indirectly through share ownership, rights based on agreement, family relation and etc. or which can affect the decisions of the counterparty significantly. Shareholders and Company management is also considered as related parties. Transactions held with related parties comprise of transfer of resources and liabilities between related parties with or without value.

In the accompanying financial statements shareholders, companies which are indirectly in capital relation with the Company, board of director's members, senior managers and other administrative senior personnel are considered as related parties. Including any manager of the Company (administrative or other), administrative senior personnel are the personnel who have direct or indirect authority and responsibility for activity planning, management and control. Transactions with related parties are disclosed in **Note: 37**.

2.05.14 Taxation and Deferred Tax

Income tax expense represents the sum of the tax currently payable and deferred tax.

Current tax

The tax currently payable is based on taxable profit for the year. Taxable profit differs from profit as reported in the income statement because it excludes items of income or expense that are taxable or deductible in other years and it further excludes items that are never taxable or deductible. The Company's liability for current tax is calculated using tax rates that have been enacted or substantively enacted by the balance sheet date.

Deferred tax

Deferred tax is recognized on differences between the carrying amounts of assets and liabilities in the financial statements and the corresponding tax bases which is used in the computation of taxable profit, and is accounted for using the balance sheet liability method. Deferred tax liabilities are generally recognized for all taxable temporary differences and deferred tax assets are recognized for all deductible temporary differences to the extent that it is probable that taxable profits will be available against which those deductible temporary differences can be utilized. Such assets and liabilities are not recognized if the temporary difference arises from goodwill or from the initial recognition (other than in a business combination) of other assets and liabilities in a transaction that affects neither the taxable profit nor the accounting profit.

Deferred tax liabilities are recognized for taxable temporary differences associated with investments in subsidiaries and associates, and interests in joint ventures, except where the Company is able to control the reversal of the temporary difference and it is probable that the temporary difference will not reverse in the foreseeable future. Deferred tax assets arising from deductible temporary differences associated with such investments and interests are only recognized to the extent that it is probable that there will be sufficient taxable profits against which to utilize the benefits of the temporary differences and they are expected to reverse in the foreseeable future.

The carrying amount of deferred tax assets is reviewed at each balance sheet date and reduced to the extent that it is no longer probable that sufficient taxable profits will be available to allow all or part of the asset to be recovered.

Deferred tax assets and liabilities are measured at the tax rates that are expected to apply in the period in which the liability is settled or the asset realized, based on tax rates (and tax laws) that have been enacted or substantively enacted by the balance sheet date. The measurement of deferred tax liabilities and assets reflects the tax consequences that would follow from the manner in which the Company expects, at the reporting date, to recover or settle the carrying amount of its assets and liabilities.



DESPEC BİLGİSAYAR PAZARLAMA VE TİCARET ANONİM ŞİRKETİ

Accompanying Notes to the Financial Statements

(Amount, unless shown otherwise are stated in TL)

Current and deferred tax for the period

Current and deferred tax are recognized as an expense or income to the income statement, except when they relate to items credited or debited directly to equity, in which case the tax is also recognized directly in the equity, or where they arise from the initial accounting for a business combination. In the case of a business combination, the tax effect is taken into account in calculating goodwill or determining the excess of the acquirer's interest in the net fair value of the acquirer's identifiable assets, liabilities and contingent liabilities over cost.

Taxes stated in financial statements contain changes in current and deferred taxes for the period. Company calculates current period tax and deferred tax over the period results.

Offsetting Tax Income and Liabilities

Deferred tax assets and liabilities are offset when there is a legally enforceable right to set off current tax assets against current tax liabilities and when they relate to income taxes levied by the same taxation authority and the Company intends to settle its current tax assets and liabilities on a net basis.

Corporate tax amounts are offset with prepaid corporate tax as they are related. Deferred tax assets and liabilities are also offset.

2.05.15 Retirement Pay

According to Turkish Labor Law, employee termination benefit is reflected in the financial statements, when the termination indemnities are deserved. Such payments are considered as being part of defined retirement benefit plan as per TAS No.19 "Employee Benefits".

The retirement benefit obligation recognized in the financial statements represents the present value of the defined benefit obligation as adjusted for unrecognized gains and losses. Interest cost included in retirement pay is presented in retirement pay expense in the income statement.

2.05.16 Cash flow statement

Cash and cash equivalents are stated at their fair values in the balance sheet. The cash and cash equivalents comprises cash in hand, bank deposits and highly liquid investments.

On cash flow statement, the Company classifies period's cash flows as operating, investment and financing activities. Cash inflow provided from operating activities denotes cash inflow provided from main activities of the Company.

Cash flow concerned with investment activities shows cash used and provided from investment activities (asset investments and financial investments).

Cash flow concerned with investment activities represents sources used from financial activities and pay-back of these funds.

2.06 Comparative Information and Adjustment of the Previous Period Financial Statements

The comparative financial statements have been presented to enable to perform the financial position and the performance trend analysis. All necessary adjustments are made in previous financial statements to present consistent and comparative financial statements, if required.

2.07 Offsetting

The financial assets and liabilities in the financial statements are offset and the net amount reported in the balance sheet, where there is a legally enforceable right to offset the recognized amounts, and there is an intention to settle on a net basis or realize the asset and settle the liability simultaneously.



DESPEC BİLGİSAYAR PAZARLAMA VE TİCARET ANONİM ŞİRKETİ

Accompanying Notes to the Financial Statements

(Amount, unless shown otherwise are stated in TL)

2.08 Investment Property

Investment property is classified as property which is held where the main objective is for rent and/or capital gains income. As of the date of the balance sheet the investment property has been reflected in the attached financial tables based on their acquisition price. The company's investment property consists of land (Note: 17).

2.09 New and Revised International Financial Reporting Standards

i) Summary of the new standards, amendments, interpretations and resolutions which are effective as at January 1, 2014;

TFRS 10,11, TAS 27 (Amendment): "Consolidated financial statements": 'exceptions for the consolidation of subsidiaries' and These amendments mean that many funds and similar entities will be exempt from consolidating most of their subsidiaries. Instead they will measure them at fair value through profit or loss and classify as financial assets . The amendments give an exception to entities that meet an 'investment entity' definition.

TAS 32 "Financial Instruments : Presentation " (Amendment) : The amendment updates the application guidance in TAS 32, to clarify some of the requirements for offsetting financial assets and financial liabilities on the statement of financial position.

TAS 36 "Impairment of Assets" (Amendment) : This amendment addresses the disclosure of information about the recoverable amount of impaired assets if that amount is based on fair value less costs of disposal.

TAS 39 "Financial Instruments : Recognition and Measurement " (Amendment) : This amendment provides relief from discontinuing hedge accounting when novation of a hedging instrument to a central counterparty meets specified criteria.

TFRIC Interpretation 21 "Legal Fees and Taxes": The interpretation clarifies that an entity recognizes a liability for a levy when the activity that triggers payment, as identified by the relevant legislation, occurs. It also clarifies that a levy liability is accrued progressively only if the activity that triggers payment occurs over a period of time, in accordance with the relevant legislation. For a levy that is triggered upon reaching a minimum threshold, the interpretation clarifies that no liability should be recognized before the specified minimum threshold is reached.


The amendments and interpretations had no significant impact on the financial statements of the Company in the current period.

ii)The new standard, Amendments and interpretations that are not effective or an early adoption is not used by the Company as of December 31,2014 are as follows:

TFRS 9 "Financial Instruments: Classification and Explanation" : TFRS 9 introduces new requirements for classifying and measuring financial assets and liabilities.The amendments made to TFRS 9 will mainly affect the classification and measurement of financial assets and measurement of fair value of a fair value option financial liability attributable to credit risk is presented under other comprehensive income.The date of mandatory application of the amendments are deferred at January 1,2018.Early adoption is permitted.(These amendments are not published as yet, by POA)

TAS 19 "Defined Benefit Plans: Employee Contributions" (Amendment) : TAS 19 Defined Benefit Plans: Employee Contributions (Amendment) TAS 19 requires an entity to consider contributions from employees or third parties when accounting for defined benefit plans. The amendments clarify that, if the amount of the contributions is independent of the number of years of service, an entity is permitted to recognise such contributions as a reduction in the service cost in the period in which the service is rendered, instead of allocating the contributions to the periods of service. These amendments are to be retrospectively applied for annual periods beginning on or after July 1, 2014.

TAS 16 "Property,Plant and Equipment" and TAS 38 "Intangible Assets" (Amendment) :The amendments , have prohibited the use of revenue-based depreciation for property, plant and equipment and significantly limiting the use of revenue-based amortisation for intangible assets. The amendments are effective prospectively for annual periods beginning on or after January 1, 2016. Earlier application is permitted.



DESPEC BİLGİSAYAR PAZARLAMA VE TİCARET ANONİM ŞİRKETİ

Accompanying Notes to the Financial Statements

(Amount, unless shown otherwise are stated in TL)

IFRS 11 “Accounting for Acquisition of Interests in Joint Operations” (Amendment): The amendments clarify whether IFRS 3 Business Combinations applies when an entity acquires an interest in a joint operation that meets that standard’s definition of a business. The amendments require business combination accounting to be applied to acquisitions of interests in a joint operation that constitutes a business. The amendments apply prospectively for annual periods beginning on or after 1 January 2016. Early adoption is permitted.

Annual Improvements to TAS/IFRS

In September 2014, Public Oversight Authority (POA) has issued the below amendments to the standards in relation to “Annual Improvements - 2010—2012 Cycle” and “Annual Improvements - 2011—2013 Cycle. The changes are effective for annual reporting periods beginning on or after July 1, 2014.

Annual Improvements 2010-2012 Cycle

IFRS 2 “Share Based Payment” (Amendment) : Definitions relating to vesting conditions have changed and performance condition and service condition are defined in order to clarify various issues. The amendment is effective prospectively.

IFRS 3 “Business Combinations” (Amendment): Contingent consideration in a business acquisition that is not classified as equity is subsequently measured at fair value through profit or loss whether or not it falls within the scope of IFRS 9 Financial Instruments. The amendment is effective for business combinations prospectively.

IFRS 8 “Operating Segments” (Amendment): Operating segments may be combined/aggregated if they are consistent with the core principle of the standard. The reconciliation of segment assets to total assets is only required to be disclosed if the reconciliation is reported to the chief operating decision maker. The amendments are effective retrospectively.

TAS 16 “Property, Plant and Equipment” and TAS 38 “Intangible Assets” (Amendment): Clarifies that revaluation can be performed, Adjust the gross carrying amount of the asset to market value or determine the market value of the carrying amount and adjust the gross carrying amount proportionately so that the resulting carrying amount equals the market value. The amendment is effective retrospectively.

TAS 24 “Related Party Disclosures”(Amendment): The amendment clarifies that a management entity, an entity that provides key management personnel services, is a related party subject to the related party disclosures. The amendment is effective retrospectively.

Annual Improvements 2011-2013 Cycle

IFRS 3 “Business Combinations” (Amendment): The amendment clarifies that Joint arrangements are outside the scope of IFRS 3, not just joint ventures. The scope exception applies only to the accounting in the financial statements of the joint arrangement itself. The amendment is effective prospectively.

IFRS 13 “Basis for Conclusions on Fair Value Measurement”: The portfolio exception in IFRS 13 can be applied not only to financial assets and financial liabilities but also all other contracts in the scope of TAS 39. The amendment is effective prospectively.

TAS 40 “Investment Property” (Amendment): The amendment clarifies the interrelationship of IFRS 3 and TAS 40 when classifying property as investment property or owner-occupied property. The amendment is effective prospectively.

The Company do not expect that these standards and interpretations will have significant impact on the financial statements of the Company.



DESPEC BİLGİSAYAR PAZARLAMA VE TİCARET ANONİM ŞİRKETİ

Accompanying Notes to the Financial Statements

(Amount, unless shown otherwise are stated in TL)

iii) Summary of the new standards, amendments and interpretations that are issued by the International Accounting Standards Board (IASB) but not issued by POA.

The following standards, interpretations and amendments to existing IFRS standards are issued by the IASB but not yet effective up to the date of issuance of the consolidated financial statements. However, these standards, interpretations and amendments to existing IFRS standards are not yet adopted/issued by the POA, thus they do not constitute part of TFRS. The Company will make the necessary changes to its financial statements after the new standards and interpretations are issued and become effective under TFRS.

IFRS 14 “Regulatory Deferral Accounts”:The standard permits first time adopters of IFRS to continue using previous GAAP to account for regulatory deferral account balances. The interim standard is effective for financial reporting periods beginning on or after 1 January 2016, although early adoption is permitted.

IFRS 15 “Revenue from Contracts with Customers” : In May 2014, the IASB issued IFRS 15 Revenue from Contracts with Customers. The new five-step model in the standard provides the recognition and measurement requirements of revenue. The standard applies to revenue from contracts with customers and provides a model for the sale of some non-financial assets that are not an output of the entity’s ordinary activities (e.g., the sale of property, plant and equipment or intangibles). IFRS 15 is effective for reporting periods beginning on or after January 1, 2017, with early adoption permitted. Entities will transition to the new standard following either a full retrospective approach or a modified retrospective approach. The modified retrospective approach would allow the standard to be applied beginning with the current period, with no restatement of the comparative periods, but additional disclosures are required.

IFRS 10 “ Consolidated Financial Statements ve IAS 28 “Investor and its Associate or Joint Venture ” (Amendment): The amendments address the conflict between the existing guidance on consolidation and equity accounting. The amendments require the full gain to be recognized when the assets transferred meet the definition of a business. The amendments apply prospectively for annual periods beginning on or after 1 January 2016. Early adoption is permitted.

IAS 27 “Separate Financial Statements” (Amendment): The amendment address the option to use the equity method to account for investments in subsidiaries and associates in an entity’s separate financial statements. Therefore, an entity must account for these investments either; at cost,in accordance with IFRS 9 (or IAS 39) or using the equity method the entity must apply the same accounting for each category of investments.The amendment is effective for annual periods beginning on or after January 1, 2016. The amendments must be applied retrospectively. Early application is permitted.

IFRS 9 “Financial Instruments” (Final standard):The final version of IFRS 9 brings together the classification and measurement, impairment and hedge accounting phases of the IASB’s project to replace IAS 39 Financial Instruments: Recognition and Measurement. IFRS 9 is built on a logical, single classification and measurement approach for financial assets that reflects the business model in which they are managed and their cash flow characteristics. Built upon this is a forward-looking expected credit loss model that will result in more timely recognition of loan losses and is a single model that is applicable to all financial instruments subject to impairment accounting. In addition, IFRS 9 addresses the so-called ‘own credit’ issue, whereby banks and others book gains through profit or loss as a result of the value of their own debt falling due to a decrease in credit worthiness when they have elected to measure that debt at fair value. The Standard also includes an improved hedge accounting model to better link the economics of risk management with its accounting treatment. IFRS 9 is effective for annual periods beginning on or after 1 January 2018.

IAS 1 “Presentation of Financial Statements” (Amendment):Those amendments include narrow-focus improvements in the following five areas: Materiality, disaggregation and subtotals, notes structure, disclosure of accounting policies, presentation of items of other comprehensive income arising from equity accounted investments. The amendments are applicable for annual periods beginning on or after January 1, 2016. Earlier application is permitted.



DESPEC BİLGİSAYAR PAZARLAMA VE TİCARET ANONİM ŞİRKETİ

Accompanying Notes to the Financial Statements

(Amount, unless shown otherwise are stated in TL)

Improvements at IFRS

Annual Improvements 2010-2012 Cycle

IFRS 13 "Fair Value Measurement" (Amendment):As clarified in the Basis for Conclusions short-term receivables and payables with no stated interest rates can be held at invoice amounts when the effect of discounting is immaterial. The amendment is effective immediately.

Annual Improvements 2012-2014 Cycle

The amendments are applicable for annual periods beginning on or after January 1, 2016. Earlier application is permitted.

IFRS 5 "Fixed Assets Held For Sale Purposes And Discontinued Operations" (Amendment)

IFRS 7 "Financial Instruments: Explanation" (Amendment)

IAS 19 "Employee Benefits" (Amendment)

IAS 34 "Interim Financial Reporting" (Amendment)

Potential impact of the financial statements in future periods of the implementation of the above standards are evaluated.

3 BUSINESS COMBINATIONS

None.

4 BUSINESS ASSOCIATIONS

None.

5 REPORTING FINANCIAL INFORMATION BY SEGMENTS

The Company operates solely in information technologies sector and Company management considers that segment reporting is not required.

6 CASH AND CASH EQUIVALENTS

Cash and Cash Equivalents for the periods ended are as follows:

<u>Account Name</u>	<u>December 31, 2014</u>	<u>December 31, 2013</u>
Cash	23.959	24.441
Bank(Demand Deposit)	812.419	3.317.400
Financial Assets Which Will Be Held to the Maturity (Reverse Repo))	240.042	1.384.289
Credit Card Slips	333.374	471.414
Total	1.409.794	5.197.544

Maturity of the reverse repo is 1-3 days and TL 42 in December 31, 2014 interest accrual has been made. Reverse repo is made in USD and interest rate of USD is 6,38%.

Maturity of the reverse repo is 1-3 days and TL 187 in December 31, 2013 interest accrual has been made. Reverse repo is made in USD and interest rate is between 1,12 % and 1,82%.

The cash and cash equivalents balance shown in the statement of cash flows is net of interest income accruals, as follows:

<u>Account Name</u>	<u>December 31, 2014</u>	<u>December 31, 2013</u>
Cash and Cash equivalents	1.409.794	5.197.544
Interest Income Accruals (-)	(42)	(187)
Total	1.409.752	5.197.357



DESPEC BİLGİSAYAR PAZARLAMA VE TİCARET ANONİM ŞİRKETİ

Accompanying Notes to the Financial Statements

(Amount, unless shown otherwise are stated in TL)

Company does not have any term or blocked account. Generally the payments received by credit cards are collected from bank in the following days after the sales. Gain/Loss in exchange differences are reported in Financial Gain/Loss account in Financial Statements.

7 FINANCIAL INVESTMENTS

The company's short-term and long-term financial investments are as follows:

Account Name	December 31, 2014	December 31, 2013
Stock (İndeks) (*)	79.636	57.282
Long Term Securities (**)	10.190	10.190
Total	89.826	67.472

(*)The Indeks Bilgisayar Sistemleri Mühendislik Sanayi ve Ticaret A.Ş shares found in the above mentioned short term financial investment have been valued based on their market price and have been recorded in the financial statements accordingly.

According to IFRS 13 *Fair Value Measurement Standard*; when measuring for fair value and relating explanations, in order to increase consistency and comparison, a fair value hierarchy has been created in order to categorize the valuation methods used. Level 1 inputs are based off of comparing the Company's assets with similar assets or comparing their liabilities with active market quotes. When evaluating the Company's shares the 2. Session of the BIST on December 31, 2014 was used as a basis for measurement.

(**)1.000 shares of İnterpromedya Yayıncılık Etkinlik Yönetim ve Pazarlama A.Ş. was purchased for TL 10.000 during 2011. The share capital of İnterpromedya A.Ş. is TL 500.000 and the Company has a share percentage of 0,2 %.

The movement of the Company's Long-Term Financial Asset and Investments are as below.

Account Name	December 31, 2014	December 31, 2013
Appreciation of Financial Asset	10.190	9.437
Foreign Currency Translation Differences	-	753
Total	10.190	10.190

8 SHORT-TERM and LONG-TERM FINANCIAL LIABILITIES

December 31, 2014

The Company has no Short-Term Liability as of December 31, 2014

December 31, 2014

The Company has no Long-Term Liability as of December 31, 2014.

December 31, 2013

The Company has no Short-Term Liability and no Long-Term Liability as of December 31, 2013

9 OTHER FINANCIAL LIABILITIES

None.

10 TRADE RECEIVABLES AND PAYABLES

Short-Term trade receivables as of December 31, 2014 and December 31, 2013 are as follows

Account Name	December 31, 2014	December 31, 2013
Trade Receivables	28.796.708	21.752.289
<i>Related Parties (Not:37)</i>	1.683.633	66.916
<i>Other Receivables</i>	27.113.075	21.685.373
Notes Receivables	11.316.308	14.775.366
Rediscount on Notes Receivables (-)	(392.842)	(357.966)
Doubtful Receivables	1.501.631	1.500.961
Provision for Doubtful Receivables (-)	(1.501.631)	(1.500.961)
Total	39.720.174	36.169.689



DESPEC BİLGİSAYAR PAZARLAMA VE TİCARET ANONİM ŞİRKETİ

Accompanying Notes to the Financial Statements

(Amount, unless shown otherwise are stated in TL)

The company has no Long-term Trade Receivables.

TL 17.804.698 of the total trade receivables in the amount of TL 39.720.174, and TL 15.662.792 of the total receivables in the amount of TL 36.169.689 (Eular Hermes guarantee amount is included.) are under guarantee as of December 31, 2014 and December 31, 2013 respectively. The detailed information relating to quality and level of trade receivables are disclosed in Note: 38.

The company has a receivables insurance policy with Euler Hermes Sigorta A.Ş for the accounts receivable which are found within the borders of Turkey.

- Policy has arranged for two years, April 1, 2013-May 31, 2015
- Damages in policy is stated in USD.
- Guarantee proportion is determined % 90 for trade receivables credit limit which are demanded.
- Amount of Euler Hermes guarantee as of December 31, 2014 is TL 16.088.976 .

Provision for Doubtful Receivables summarize table is below:

	January 1, 2014 December 31, 2014	January 1, 2013 December 31, 2013
Opening Balance	1.500.961	1.478.941
Cancellation of Provision in the Period /Collections (-)	(3.741)	-
Period Expense (-)	4.411	22.020
Closing Balance	1.501.631	1.500.961

The maturities of trade receivables which is overdue and there is not decline in value are as follows;

	December 31, 2014	December 31, 2013
0-3 months	516.576	59.661
3-12 months	108.121	9.802
1-5 years	-	-
Total	624.697	69.463

Short – Term Trade payables for the periods ended are as follows:

Account Name	December 31, 2014	December 31, 2013
Trade Payables	13.414.154	17.261.970
<i>Other Trade Payables</i>	13.095.222	17.029.597
<i>Related Parties (note:37)</i>	318.932	232.373
Notes Payables	686.932	1.601.812
Rediscount on Notes Payables(-)	(87.532)	(111.041)
Total	14.013.554	18.752.741

Company's Long-Term Trade Payable for periods ended are not available.

The average term of collection of trade receivables varies between 60-80 days. The average term of payments varies between 30-40 days. Compound interest rate of domestic government bonds is used as prevailing interest rate for rediscount of trade receivables and payables in TL. Also Libor and Eurobond are used for trade receivables and payables in USD and EURO.

11 OTHER RECEIVABLES AND PAYABLES

Short-term other receivables for the years ended are as follows:

Account Name	December 31, 2014	December 31, 2013
Due from Personnel	1.922	4.807
Other Related Parties Receivables (Note:37)	1.857.777	4.541.945
Deposits and Guarantees Given	7.216	56.135
Total	1.866.915	4.602.887



DESPEC BİLGİSAYAR PAZARLAMA VE TİCARET ANONİM ŞİRKETİ

Accompanying Notes to the Financial Statements

(Amount, unless shown otherwise are stated in TL)

Company's Long-Term Other Receivable for periods ended are not available.
The quality and level of risks in other receivables are explained in Note: 38.

Short-term other payables for the years ended are as follows:

Account Name	December 31, 2014	December 31, 2013
Taxes, and Duties Payable	77.449	87.622
Non-commercial Payables to Related Parties (Note:37)	111.146	1.331.881
Total	188.595	1.419.503

12 DERIVATIVE INSTRUMENTS

Derivative Financial Instruments located within Current Assets are as follows;

Account Name	December 31, 2014	December 31, 2013
Derivative Financial Instruments Receivables	68.442	145.450
Total	68.442	145.450

As of December 31, 2014, Company has made foreign exchange purchase contracts for the amounts of USD 4.654.700. All of the maturity of the contracts is 0-3 months. The fair value of the contracts as of December 31, 2014 is TL 10.725.342 and the total amount of valuation difference is TL 68.442 is recognized in the statement of profit or loss.

As of December 31, 2013, Company has made foreign exchange purchase contracts for the amounts of USD 2.739.200. All of the maturity of the contracts is 0-3 months. The fair value of the contracts as of December 31, 2013 is TL 5.700.824 and the total amount of valuation difference is TL 145.450 is recognized in the statement of profit or loss.

Derivative Financial Instruments located within Short Term Liabilities are not available.

13 INVENTORIES

Inventories for the periods ended are as follows:

Account Name	December 31,2014	December 31, 2013
Commercial Goods	19.630.209	16.028.867
Goods in Transit	3.353.379	5.862.926
Decrease in Value of Inventory (-)	(775.151)	(226.197)
Total	22.208.437	21.665.596

As of December 31,2014 TL 3.490.494 (December 31,2013 TL 1.273.858) is reflected to financial statements with their net realizable values. The remaining inventories are presented at cost.

Inventories whose invoices are received at an earlier date than their physical entry in the warehouses are classified under the account "Goods in Transit"


Provision for Impairment of Inventory:

	January 1, 2014 December 31, 2014	January 1, 2013 December 31, 2013
Opening Balance (-)	(226.197)	(117.236)
Cancellation of Provision Due to Increase in Net Realizable Value Net (+)	-	-
Provision for the Period(-)	(548.954)	(108.961)
Balance at the end of year (-)	(775.151)	(226.197)

The inventories are presented with the lesser of cost and net realizable value in the financial statements.

There are not any inventories given as a guarantee for payables. The information related to the insurance coverage on assets is disclosed in Note: 22.

TL 148.056.838 and TL 125.194.899 are the costs of goods sold as of December 31,2014 and December 31, 2013 respectively.



DESPEC BİLGİSAYAR PAZARLAMA VE TİCARET ANONİM ŞİRKETİ

Accompanying Notes to the Financial Statements
(Amount, unless shown otherwise are stated in TL)

14 BIOLOGICAL ASSETS

None.

15 PREPAID EXPENSES AND DEFERRED INCOME

Short-Term :

Short-term prepaid expenses as of December 31, 2014 and December 31, 2013 are as follows:

Account Name	December 31, 2014	December 31,2013
Prepaid Expenses for Following Months	162.360	363.302
Advances Given	365.441	301.244
Total	527.801	664.546

Deferred Incomes as of December 31, 2014 and December 31, 2013 are as follows:

Account Name	31.12.2014	31.12.2013
Advances Received	243.531	315.554
Income for the following Months	472.970	271.738
Total	716.501	587.292

Long-Term :

Company has no prepaid expenses as of December 31, 2014 and December 31, 2013.

Company has no deferred incomes as of December 31, 2014 and December 31, 2013.

16 INVESTMENTS EVALUATED BY EQUITY METHOD

None.

17 INVESTMENT PROPERTY

The Company's Investment Properties are as follows:

Account Name	December 31, 2014	December 31,2013
Lands	18.280	18.280
Total	18.280	18.280

Account Name	January 1, 2014	Purchases	Disposals	Foreign Currency Translation Differences	December 31, 2014
Lands	18.280	-	-	-	18.280
Total	18.280				18.280

Account Name	January 1, 2013	Purchases	Disposals	Foreign Currency Translation Differences	December 31, 2013
Lands	16.929	-	-	1.351	18.280
Total	16.929			1.351	18.280

The investment property of the Company consists of the land located in Mersin the Company adopted cost method for evaluation of investment properties. There are not any liens on investment properties. The Company does not receive any rent income from this property. According to the inspection made by the Company management in the area in which the land is located, the current value is estimated to be between **TL 20.000 – TL 25.000**



DESPEC BİLGİSAYAR PAZARLAMA VE TİCARET ANONİM ŞİRKETİ

Accompanying Notes to the Financial Statements

(Amount, unless shown otherwise are stated in TL)

18 TANGIBLE ASSETS

Tangible Assets for the periods ended are as follows:

Account Name	December 31, 2014	December 31, 2013
Cost	863.650	583.625
Accumulated Depreciation	(485.741)	(370.251)
Total	377.909	213.374

December 31, 2014

Cost

Account Name	January 1, 2014	Acquisitions	Disposals (-)	Translation Differences	December 31, 2014
Vehicles	132.121	-	-	-	132.121
Furniture & Fixtures	256.811	31.966	-	-	288.777
Leasehold Improvements	194.693	248.059	-	-	442.752
Total	583.625	280.025	-	-	863.650

Accumulated Depreciation

Account Name	January 1, 2014	Period Depreciation	Disposals (-)	Translation Differences	December 31, 2014
Vehicles	43.059	26.898	-	-	69.957
Furniture & Fixtures	200.632	27.908	-	-	228.540
Leasehold Improvements	126.560	60.684	-	-	187.244
Total	370.251	115.490	-	-	485.741

Net Value	213.374	377.909
------------------	----------------	----------------

December 31, 2013

Cost

Account Name	January 1, 2013	Acquisitions	Disposals (-)	Translation Differences	December 31, 2013
Vehicles	192.064	-	70.752	10.809	132.121
Furniture & Fixtures	222.875	15.184	-	18.752	256.811
Leasehold Improvements	180.303	-	-	14.390	194.693
Total	595.242	15.184	70.752	43.951	583.625

Accumulated Depreciation

Account Name	January 1, 2013	Period Depreciation	Disposals (-)	Translation Differences	December 31, 2013
Vehicles	51.576	25.828	37.733	3.388	43.059
Furniture & Fixtures	163.420	21.827	-	15.385	200.632
Leasehold Improvements	85.397	32.222	-	8.941	126.560
Total	300.393	79.877	37.733	27.714	370.251

Net Value	294.849	213.374
------------------	----------------	----------------

Other Information:

Depreciation and amortization expenses are recorded under operational expenses. The insurance coverage on assets is disclosed in Note: 22. There are not any liens or other restrictions on assets.



DESPEC BİLGİSAYAR PAZARLAMA VE TİCARET ANONİM ŞİRKETİ

Accompanying Notes to the Financial Statements

(Amount, unless shown otherwise are stated in TL)

19 INTANGIBLE ASSETS

The Company's Intangible Assets as of the end of the period is as follows:

Account Name	December 31, 2014	December 31, 2013
Cost	151.164	143.736
Accumulated Depreciation	(140.991)	(138.591)
Total	10.173	5.145

December 31, 2014

Cost

Account Name	January 1, 2014	Acquisitions	Disposals (-)	Translation Differences	December 31, 2014
Other Intangible Assets	143.736	7.428	-	-	151.164
Total	143.736	-	-	-	151.164

Accumulated Depreciation

Account Name	January 1, 2014	Period Depreciation	Disposals	Transfer	December 31, 2014
Other intangible Assets	138.591	2.400	-	-	140.991
Total	138.591	2.400	-	-	140.991
Net Value	5.145				10.173

December 31, 2013

Cost

Account Name	January 1, 2013	Acquisitions	Disposals (-)	Translation Differences	December 31, 2013
Other Intangible Assets	127.780	5.417	-	10.539	143.736
Total	127.780	5.417	-	10.539	143.736

Accumulated Depreciation

Account Name	January 1, 2013	Period Depreciation	Disposals	Transfer	December 31, 2013
Other intangible Assets	126.447	1.927	-	10.217	138.591
Total	126.447	1.927	-	10.217	138.591
Net Value	1.333				5.145

Depreciation and amortization expenses are recorded under operational expenses.



DESPEC BİLGİSAYAR PAZARLAMA VE TİCARET ANONİM ŞİRKETİ

Accompanying Notes to the Financial Statements

(Amount, unless shown otherwise are stated in TL)

20 PAYABLES RELATED TO EMPLOYEE BENEFITS

Payables Related to Employee Benefits as of December 31,2014 and December 31,2013 are as follows:

Account Name	December 31, 2014	December 31, 2013
Social Security Institution Payable	45.385	39.259
Total	45.385	39.259

21 GOVERNMENT GRANT AND ASSISTANCE

None.

22 PROVISIONS, CONTINGENT LIABILITIES AND ASSETS

i) Provisions

Account Name	December 31, 2014	December 31, 2013
Provisions for Price Differences	1.197.448	180.994
Total	1.197.448	180.994

December 31, 2014	Provisions for Price and Invoice Differences
As of January 1	180.994
Additional Provisions	1.197.448
Payment	(180.994)
Total	1.197.448

December 31, 2013	Provisions for Price and Invoice Differences
As of January 1	546.507
Additional Provisions	180.994
Payment	(546.507)
Total	180.994

ii) Contingent Assets and Liabilities:

Lawsuits against the Company

There is no any litigation initiated against Company.

Lawsuits filed by the Company

For litigations filed by the Company, provision is made in financial statements in the amount of TL 1.501.631. (December 31,2013: TL 1.500.961)

iii) Commitments not presented in the Liabilities of the Statement of Financial Position:

December 31,2014	TL	USD	EURO
Guarantee Letters Given	37.541	1.550.000	1.950.000
Total	37.541	1.550.000	1.950.000
December 31, 2013	TL	USD	EURO
Guarantee Letters Given	4.200	1.550.000	1.950.000
Total	4.200	1.550.000	1.950.000



DESPEC BİLGİSAYAR PAZARLAMA VE TİCARET ANONİM ŞİRKETİ

Accompanying Notes to the Financial Statements

(Amount, unless shown otherwise are stated in TL)

iv) The ratio of Mortgages and Guarantees Given to Shareholders' Equity is as follows:

Mortgages & Guarantees Given by the Company	December 31,2014	December 31,2013
A. Total amount of M&G Given on behalf of the Company	9.132.201	9.038.540
B. Total amount of M&G Given on behalf of the Subsidiaries and Affiliated Companies subject to full consolidation	-	-
C. Total Amount of M&G Given on behalf of the third person liability in order to sustain usual business activities.	-	-
D. Total Amount of other M&G Given	-	-
i. Total Amount of M&G Given on behalf of main shareholder	-	-
ii. Total Amount of M&G Given on behalf of other affiliated companies which can not be classified under section B and C.	-	-
iii. Total Amount of M&G Given on behalf of the third person that cannot be classified under section C.	-	-
Total	9.132.201	9.038.540

The amounts stated above are provisions expressed in Turkish Lira as period ends.

The ratio of Mortgages and Guarantees Given to Shareholders' Equity is 0 %. (December 31, 2013: %0)

v) Mortgages and Guarantees on Assets:

There are not any restrictions on assets.

vi) Total Insurance Coverage on Assets:

December 31,2014

Type of Insured Assets	USD	TL
Commercial Goods	10.675.000	-
Vehicles	-	106.470
Plants, Machinery and Equipment	35.000	-
Total	10.710.000	106.470

December 31, 2013

Type of Insured Assets	USD	TL
Commercial Goods	6.120.000	-
Vehicles	-	106.470
Plants, Machinery and Equipment	590.000	-
Total	6.710.000	106.470

23 COMMITMENTS

None.

24 EMPLOYEE TERMINATION BENEFITS

Account Name	December 31, 2014	December 31, 2013
Provision for Termination Indemnity	378.282	331.595
Total	378.282	331.595

In context of current Labor Law, liability of payment of legal benefit for termination indemnity arises when terminated employment contract is qualified for termination indemnity. In addition, according to currently operated Social Insurance Law making payment to employee, who has the right of severance with termination indemnity, is a legal liability As of January 1st 2015, termination indemnity upper limit is monthly TL 3.541,37 (December 31,2013: TL 3.438,22).

Termination indemnity payable is not subjected to any legal funding.

Termination indemnity payable, is calculated by forecasting the present value of currently working employee's possible future liabilities IAS 19 ("Employee Termination Benefits"), predicts to build up Company's liabilities with



DESPEC BİLGİSAYAR PAZARLAMA VE TİCARET ANONİM ŞİRKETİ

Accompanying Notes to the Financial Statements

(Amount, unless shown otherwise are stated in TL)

using actuarial valuation techniques in context of defined benefit plans. According to these predictions, actuarial assumptions used in calculation of total liabilities are as follows:

Base assumption is the inflation parallel increase of maximum liability of each year Applied discount rate must represent expected real discount rate after the adjustment of future inflation As of December 31,2014, provisions in financial statement are calculated by forecasting the present value of currently working employee's possible future liabilities. The provisions at the balance sheet dates have been calculated assuming an annual inflation rate of 6 % and a discount rate of 10%. As a result, the real discount rate is calculated as 3,77 % (December 31, 2013: 3,29%). The assumptions made by the company related to real discount rates are reviewed annually. There were not any changes in discount assumptions in the current period.

The possibility of dismissing regarding termination indemnity liabilities is %97,18 as of December 31, 2014. (December 31, 2013; %97,81)

	January 1,2014 December 31, 2014	January 1, 2013 December 31, 2013
January 1	331.595	228.003
Current Period Service Cost	40.868	37.350
Interest Cost	33.160	22.800
Actuarial Income/(Loss)	(27.089)	67.476
Loss Composed on Payment	1.440	-
Paid	(1.692)	(24.034)
Closing Balance	378.282	331.595

Provision expense (income) for termination indemnities are recognized the accounts as follows;

	January 1, 2014 December 31, 2014	January 1, 2013 December 31, 2013
General Administration Expenses	75.468	60.150
Other from Operations (Incomes)	-	-
The amount accounted in (Profit) / Loss	75.468	60.150
Actuarial Loss accounted in Other Comprehensive Income	(27.089)	67.476
Total Expense / (Income)	48.379	127.626

According to the regulation under IAS 19 released on January 1, 2013 actuarial losses and gains are to be recorded under other comprehensive income in Shareholder's Equity. In the current period actuarial loss amount was TL 27.089 Deferred tax effect of this amount was also taken into consideration and stated in other comprehensive statement of profit or loss and as a result of this transaction the amount of other comprehensive was TL 5.418.

	January 1, 2014 December 31, 2014
Actuarial Loss accounted in Other Comprehensive Income	(27.089)
Tax Effect: % 20	5.418
Net Amount	(21.671)

In the previous period actuarial accounted was TL 67.476 . Deferred tax effect of this amount was also taken into consideration and stated in other comprehensive statement of profit or loss and as a result of this transaction the net amount of other comprehensive was TL 13.495.

	January 1, 2013 December 31, 2013
Actuarial Loss accounted in Other Comprehensive Income	67.476
Tax Effect: % 20	(13.495)
Net Amount	53.981

NOTE 25 CURRENT TAX ASETS and LIABILITIES

None.



DESPEC BİLGİSAYAR PAZARLAMA VE TİCARET ANONİM ŞİRKETİ

Accompanying Notes to the Financial Statements

(Amount, unless shown otherwise are stated in TL)

NOTE 26 OTHER ASSETS AND LIABILITIES

Other Current Assets for the years ended, are as follows:

<u>Account Name</u>	<u>December 31, 2014</u>	<u>December 31, 2013</u>
Income Accrual for Turnover Premium	1.420.609	621.481
Deferred VAT	795.122	1.359.424
Advances Given	58.109	4.478
Total	2.273.840	1.985.383

The Company does not have Other Non-Current Assets as of period ends.

27 SHAREHOLDER'S EQUITY

i) Non-Controlling Interests

None.

ii) Capital / Cross Shareholding Adjustment

The capital of the Company, which is **TL 23.000.000**, consists of A Group shares issued to the name as paid-in capital is **TL 4.000**, B Group shares issued to the beer as paid-in capital is **TL 22.996.000**. A Group Shareholders have privilege in Board of Directors Election, B Group Shareholders do not have any privilege. A Group registered shares belong to Desbil Teknolojik Ürünler Dağıtım A.Ş. (The ultimate control of Desbil belongs to Nevres Erol Bilecik).

Capital and shareholder structure of the Company as of December 31, 2014 and December 31, 2013 are as follows;

<u>Shareholder</u>	<u>December 31, 2014</u>		<u>December 31, 2013</u>	
	<u>Share Percentage %</u>	<u>Share Amount</u>	<u>Share Percentage %</u>	<u>Share Amount</u>
Desbil Teknolojik Ürünler A.Ş.	% 30,25	6.956.268	% 30,25	6.956.268
Despec International FZCO.	% 30,33	6.975.000	% 30,33	6.975.000
Public Shares	% 39,35	9.050.000	% 39,35	9.050.000
Other	% 0,07	18.732	% 0,07	18.732
Total	%100	23.000.000	%100	23.000.000

Despec International FZCO was established in United Arab Emirates Dubai Jebel Ali Free Zone in 1996 by Admiral Riyaz Jamal as subsidiaries and affiliated companies are operating in Middle East, Africa, and Turkey.

Decision of The Board of Directors meeting dated March 14, 2012 and nr. 2012/03, TL **11.500.000** issued capital of the company to be increased to TL **23.000.000** with the rate of 100% on condition that to be in upper limits of TL **25.000.000** registered capital, to be composed increased capital amount as TL **11.500.000** from internal resource.

According to the 9th article of Articles of Association titled "Board of Directors and Term" A Group bearer shareholders have the privilege to determine the members of Board of Directors. When the Board of Directors consist of 5 or 6 members 4, when consists of 7 or 8 members 5 and when consists of 9 members 6 members are nominated from the candidates presented by Group A shareholders. Even though the B Group shares, which were offered to public gain the majority, since the A Group shareholders have the aforementioned privilege, the management sovereignty will not be lost. In any case the sovereignty will continue to belong to A Group shareholders.

(iii) Share Premium/Discount

Capital reserves consist of share issue premiums. There is not movement in the current period.



DESPEC BİLGİSAYAR PAZARLAMA VE TİCARET ANONİM ŞİRKETİ

Accompanying Notes to the Financial Statements

(Amount, unless shown otherwise are stated in TL)

(iv) Other Comprehensive Income / Expense not to be Reclassified to Profit or Loss

Other Comprehensive Income / Expense not to be Reclassified to Profit or Loss for the periods ended, are as follows:

Account Name	December 31, 2014	December 31, 2013
Actuarial Gain/(Loss)	(40.387)	(67.476)
Tax Effect	8.077	13.495
Actuarial Gain/(Loss) (Net)	(32.310)	(53.981)
Revaluation and Gain/Loss Arising from Measurement	(32.310)	(53.981)
Other Comprehensive Income/Expense not to be Reclassified to Profit or (Loss)	(32.310)	(53.981)

Movement Table is as follows;

	December 31, 2014	December 31, 2013
Opening Balance, January 1	(53.981)	-
Addition (Note:24)	27.089	(67.476)
Deferred Tax Offset (-) (Note:24, Note:35)	(5.418)	13.495
Closing Balance	(32.310)	(53.981)

(v) Other Comprehensive Income/(Expense) to be Reclassified to Profit or (Loss)

Account Name	December 31, 2014	December 31, 2013
Currency Translation Differences	606.110	606.110
Tax Effect	-	-
Currency Translation Differences (Net)	606.110	606.110
Cash flow hedging Gains and Losses (*)	-	-
Tax Effect	-	-
Hedging Gains and Losses (Net)	-	-
Other Comprehensive Income or (Expense) to be Reclassified in Profit or Loss	606.110	606.110

(*) Details can be found in Note 12.

Currency Translation Differences movement table for the periods ended, is as follows:

	December 31, 2014	December 31, 2013
As of January 1	606.110	(630.460)
Addition	-	1.236.570
Transfer to Profit/Loss Statement	-	-
Closing Balance	606.110	606.110

Capital Adjustments Differences movement table for the periods ended, is as follows:

	December 31, 2014	December 31, 2013
As of January 1	437.133	(1.294.351)
Addition	-	1.731.484
Transfer to Profit/Loss Statement	-	-
Closing Balance	437.133	437.133

Gain and Losses on Cash Flow Hedge movement table for the period ended, is as follows:

	December 31, 2014	December 31, 2013
As of January 1	-	1.577
Addition	-	-
Transfer to Profit/Loss Statement	-	-
Closing Balance	-	-



DESPEC BİLGİSAYAR PAZARLAMA VE TİCARET ANONİM ŞİRKETİ

Accompanying Notes to the Financial Statements

(Amount, unless shown otherwise are stated in TL)

vi) Restricted Reserves from Profit

Restricted reserves from profits consist of legal reserves.

The legal reserves consist of first and second legal reserves, appropriated in accordance with the Turkish Commercial Code (TCC). The TCC stipulates that the first legal reserve is appropriated out of historical statutory profits at the rate of 5% per annum, until the total reserve reaches 20% of the Company's historical paid-in share capital. The second legal reserve is appropriated at the rate of 10% per annum of all cash distributions in excess of 5% of the historical paid-in share capital. Under TCC, the legal reserves are not available for distribution unless they exceed 50% of the historical paid-in share capital but may be used to offset losses in the event that historical general reserve is exhausted.

(vii) Previous Years' Profits

Profits of previous years consist of extraordinary reserves, lose and profits of other previous years.

Publicly traded companies shall perform dividend distribution in accordance with the Communique on Dividends II-19.01 of the Capital Market Board effective. Within the scope of this communique, no minimum distribution rate has been determined. Companies shall pay dividends as set out in their profit distribution policies or their article association. Additionally, dividends can be paid via equal or different installments and companies can be distribute dividend advances based on profits at interim financial statements. The amount of distributable profit based on the companies' decision, does not exceed the net distributable profit in the statutory accounts, the whole amount should be distributed, otherwise all distributable amount in the statutory accounts are distributed. However, no profit distribution would be made if any financial statements prepared in accordance with the CMB or any statutory accounts carrying net loss for the period.

Shareholders' Equity as of December 31, 2014 and December 31, 2013 are as follows:

Account Name	December 31, 2014	December 31, 2013
Capital	23.000.000	23.000.000
Capital Adjustments Differences	437.133	437.133
Share Premium	2.967.707	2.967.707
Other Comprehensive Income/Expense to be Reclassified in Profit/Loss	(32.310)	(53.981)
- Revaluation and Gain/Loss Arising from Measurement	(32.310)	(53.981)
- Hedging (Not:9)	-	-
Foreign Currency Translation Adjustments	606.110	606.110
Restricted Reserves From Profit	5.136.093	4.129.678
- Legal Reserves	5.136.093	4.129.678
Previous Years' Profits	11.239.245	8.813.537
Net Period Loss/ Profit	8.170.006	8.753.592
Total	51.523.984	48.653.776

28 REVENUE AND COST OF SALES

Revenue and cost of sales for the periods ended December 31, 2014 and December 31, 2013 are as follows:

Account Name	January 1, 2014 December 31, 2014	January 1, 2013 December 31, 2013
Domestic Sales	166.304.538	142.035.792
Foreign Sales	901.648	264.275
Other Sales(-)	8.344.734	5.507.787
Sales Returns (-)	(10.261.611)	(6.266.143)
Sales Discounts (-)	(426.445)	(102.245)
Other Discounts (-)	(119.357)	(34.841)
Net Sales	164.743.507	141.404.625
Cost of Sales (-)	(148.056.838)	(125.194.899)
Gross Profit	16.686.669	16.209.726



DESPEC BİLGİSAYAR PAZARLAMA VE TİCARET ANONİM ŞİRKETİ

Accompanying Notes to the Financial Statements

(Amount, unless shown otherwise are stated in TL)

Depreciation and amortization expenses are considered as general expenses so they are presented under Operating Expenses.

Provision for impairment of inventory expenses are accounted for under the cost of sales account group.

29 RESEARCH AND DEVELOPMENT, MARKETING, SALES & DISTRIBUTION EXPENSES AND GENERAL ADMINISTRATION EXPENSES

The Operational Expenses for the periods ended December 31, 2014 and December 31, 2013 are as follows:

Account Name	January 1, 2014 December 31, 2014	January 1, 2013 December 31, 2013
General Administration Expenses (-)	(4.486.912)	(4.526.493)
Marketing, Sales & Distribution Expenses (-)	(2.670.611)	(1.943.817)
Total Operating Expenses	(7.157.523)	(6.470.310)

30 EXPENSES RELATED TO THEIR NATURE

Expenses Related to Their Nature of the Company for the periods ended December 31, 2014 and December 31, 2013 are as follows:

Account Name	January 1, 2014 December 31, 2014	January 1, 2013 December 31, 2013
- Personnel Expenses	(3.985.205)	(3.925.747)
- Transportation and Storage Expenses	(516.519)	(452.652)
- Advertisement Expense	(651.179)	(692.127)
- Rental Expense	(413.895)	(266.530)
- Consultancy and Audit Expenses	(184.671)	(192.103)
- Outsourced Benefits and Services	(172.230)	(202.076)
- Sales and Foreign Trade Expense	(68.172)	(79.274)
- Other Expenses	(1.165.652)	(659.801)
Total Operating Expenses	(7.157.523)	(6.470.310)

Essential part of accounting, finance, consultancy, current accounts, transportation, storage, import, export and rent services of Company are provided by İndeks Bilgisayar A.Ş. and Teklos Lojistik A.Ş. which are group Company. Against these services, it is invoiced to the Company monthly. These amounts are stated under operational expenses. Information about invoice amount which are invoiced by related companies are shown in Note 37.

31 OTHER OPERATING INCOME / EXPENSE

Other income / expense for the periods ended December 31, 2014 and December 31, 2013 are as follows:



DESPEC BİLGİSAYAR PAZARLAMA VE TİCARET ANONİM ŞİRKETİ

Accompanying Notes to the Financial Statements
(Amount, unless shown otherwise are stated in TL)

Account Name	January 1, 2014 December 31, 2014	January 1, 2013 December 31, 2013
Other Income	7.292.502	6.420.821
Provisions for Doubtful Receivables Released	-	-
Eliminated Interest From Revenue	1.833.512	1.813.811
Current Period Rediscount Income	87.534	111.042
Previous Period Rediscount Cancellation	357.966	135.230
Foreign Exchange Gain (Trade Receivables and Payables)	4.992.742	4.343.748
Other Income And Profit	20.748	16.990
Other Expenses (-)	(5.325.852)	(2.191.836)
Eliminated Interest From Purchases	(511.114)	(407.847)
Rediscount Expense of the Period	(392.842)	(357.966)
Cancellation of Previous Period's Rediscount	(111.042)	(43.106)
Foreign Exchange Loss (Trade Receivables and Payables)	(3.925.187)	(1.342.056)
Other Expens and Loss (-)(*)	(385.667)	(40.861)
Other Income / Expense (Net)	1.966.650	4.228.985

(*)Other Expenses and Losses are consist of in non-deductible Expenses such as tax, penalty, motor vehicle tax and special communications taxes.

32 INCOME / EXPENSE FROM INVESTMENT ACITIVITIES

Income from Investment Activities for the periods ended December 31, 2014 and December 31, 2013 are as follows:

Account Name	January 1, 2014 December 31, 2014	January 1, 2013 December 31, 2013
Dividend Income	760	4.047
Income from Investment Operations	760	4.047

There are no Expense from Investment Activities for the period ended December 31, 2014 and December 31, 2013 are as follows:

33 FINANCIAL INCOME / EXPENSE

Financial Income for the period ended December 31, 2014 and December 31, 2013 are as follows:

Account Name	January 1, 2014 December 31, 2014	January 1, 2013 December 31, 2013
Interest Income	484.883	548.646
Foreign Exchange Gain	2.449.414	2.897.569
Total	2.934.297	3.446.215

Financial Expense for the periods ended December 31, 2014 and December 31, 2013 are as follows:

Account Name	January 1, 2014 December 31, 2014	January 1, 2013 December 31, 2013
Bank and Interest Expenses	(1.081.280)	(787.637)
Foreign Exchange Losses	(3.043.479)	(4.872.283)
Total	(4.124.759)	(5.659.920)

There is no capitalized financial expense of Company for current period.

34 FIXED ASSETS HELD FOR SALE PURPOSES AND DISCONTINUED OPERATIONS

None.



DESPEC BİLGİSAYAR PAZARLAMA VE TİCARET ANONİM ŞİRKETİ

Accompanying Notes to the Financial Statements

(Amount, unless shown otherwise are stated in TL)

35 TAX ASSETS AND LIABILITIES

The Company's tax income / (expense) are composed of current period's corporate tax expense and deferred tax income / (expense).

The tax assets and liabilities of the Company as of December 31, 2014 and December 31, 2013 are as follows:

Account Name	January 1, 2014 December 31, 2014	January 1, 2013 December 31, 2013
Provision for Current Period Tax (-)	(2.288.551)	(3.003.242)
Deferred Tax Income / (Expense)	152.463	(1.909)
Total Tax Income / (Expense)	(2.136.088)	(3.005.151)

Account Name	December 31, 2014	December 31, 2013
Provision for Current Period Tax (-)	2.288.551	3.003.242
Prepaid Taxes (-)	(1.511.321)	(2.110.693)
Total Tax Payable Net	777.230	892.549

i) Provision for Current Period Tax

Companies calculate their temporary taxes on their quarterly financial profits in Turkey. Corporate income as of the temporary tax periods, temporary tax rate of 20 % over the corporate income was calculated and prepaid taxes deducted from taxation on income.

According to Turkish Corporate Tax Law, losses can be carried forward to offset the future taxable income for a maximum period of 5 years. On the other hand, such losses cannot be carried back to offset previous years' profits.

According to Corporate Tax Law's Article: 20, the corporate tax is imposed by the taxpayer's tax returns. There is no procedure for a final and definitive agreement on tax assessments. Annual corporate tax returns are submitted until the 25th of April following the closing of the accounting year. Moreover, the tax authorities have the right to examine the tax returns and the related accounting records within five years.

Income Withholding Tax:

In addition to corporate tax, companies should also calculate income withholding tax on any dividends distributed, The rate of withholding tax has been increased from 10% to 15% upon the Cabinet decision No: 2006/10731, which was published in Official Gazette on July 23, 2006.

ii) Deferred Tax :

The Company recognizes deferred income tax assets and liabilities based upon temporary differences arising between their financial statements as reported under TAS/IFRS and their statutory tax financial statements. These differences usually result in the recognition of revenue and expenses in different reporting periods for TAS/IFRS and tax purposes and disclosed below.

Account Name	December 31, 2014 Accumulated Temporary Differences	December 31, 2014 Deferred Tax Receivable / (Payable)	December 31, 2013 Accumulated Temporary Differences	December 31, 2013 Deferred Tax Receivable / (Payable)
Fixed Assets	(51.130)	(10.226)	(44.214)	(8.843)
Stock Valuation Difference	(22.353)	(4.471)	(10.561)	(2.112)
Rediscount Expense	340.144	68.029	311.796	62.359
Provision for Termination Indemnities	378.282	75.656	331.595	66.319
Provision for Inventory Impairment	775.152	155.031	226.197	45.239
Difference Between Book Value and Tax Base of Inventories	75.846	15.169	51.826	10.366
Rediscount Income	(80.558)	(16.112)	(109.475)	(21.895)
Derivative Instruments	(68.442)	(13.688)	(145.450)	(29.090)
Deferred Tax Asset / (Liabilities)		269.388		122.541



DESPEC BİLGİSAYAR PAZARLAMA VE TİCARET ANONİM ŞİRKETİ

Accompanying Notes to the Financial Statements
(Amount, unless shown otherwise are stated in TL)

	December 31, 2014	December 31, 2013
Deferred Tax Asset / (Liability) at the beginning of the period	122.343	91.453
Deferred Tax in Shareholders' Equity	-	(394)
Accounted Income from Other Comprehensive Income		13.495
Foreign Currency Translation Differences	-	19.698
Employee Termination Benefits Actuarial Gain/Loss	(5.418)	-
Deferred Tax Income / (Expense)	152.463	(1.909)
Deferred Tax Assets / (Liabilities)	269.388	122.343

Explanation of Unused Tax Advantages:

There is no financial loss transferred to next periods at the end of the periods.

Reconciliation of tax provision for the periods ended December 31, 2014 and December 31, 2013 are as follows:

	January 1, 2014 December 31, 2014	January 1, 2013 December 31, 2013
Reconciliation of Tax Provision:		
Profit from Continuing Operations	10.306.094	11.758.743
Tax Rate % 20	(2.061.219)	(2.351.749)
Tax Effect :		
Tax Effect of Foreign Currency Translation Differences of Equity Items	-	(637.460)
- Non-Deductible Expenses	(74.869)	(15.942)
Deferred Tax Income	(2.136.088)	(3.005.151)

36 EARNINGS PER SHARE

Earnings per share are calculated by dividing net income available to common shareholders by the weighted average number of common shares outstanding for the period. Calculation of earnings per share/loss is as follow:

Account Name	January 1, 2014 December 31, 2014	January 1, 2013 December 31, 2013
Current Period Profit / (Loss)	8.170.006	8.753.592
Average Number of Shares	23.000.000	23.000.000
Earnings / (Loss) per Share	0,3552	0,3806

37 RELATED PARTIES DISCLOSURES

a) Receivables from Payables and Related Parties are as follows;:

December 31, 2014	Receivables		Payables	
	Trade Receivables	Non-Trade Receivables	Trade Receivables	Non-Trade Receivables
İndeks A.Ş.	-	-	267.781	-
Desbil A.Ş.	-	1.857.777	-	-
Ortaklardan Alacak/Borçlar	-	-	-	109.146
Neotech A.Ş.	145	-	-	-
Teklos A.Ş.	-	-	46.142	-
İnfin A.Ş.	1.683.488	-	-	2.000
Datagate A.Ş.	-	-	4.799	-
Neteks Dış Ticaret A.Ş.	-	-	210	-
Homend A.Ş.	-	-	-	-
Artım A.Ş.	-	-	-	-
Total	1.683.633	1.857.777	318.932	111.146



DESPEC BİLGİSAYAR PAZARLAMA VE TİCARET ANONİM ŞİRKETİ

Accompanying Notes to the Financial Statements

(Amount, unless shown otherwise are stated in TL)

	Receivables		Payables	
	Trade Receivables	Non-Trade Receivables	Trade Receivables	Non-Trade Receivables
December 31, 2013				
İndeks A.Ş.	-	-	198.424	-
Desbil A.Ş.	-	1.592.125	-	-
Ortaklardan Alacak/Borçlar	-	-	-	1.331.881
Neotech A.Ş.	-	171	-	-
Teklos A.Ş.	-	-	33.949	-
İnfin A.Ş.	-	2.913.980	-	-
Datagate A.Ş.	-	25.229	-	-
Neteks A.Ş.	-	79	-	-
Homend A.Ş.	66.916	-	-	-
Personelden Alacaklar	-	-	-	-
Artım A.Ş.	-	10.361	-	-
Total	66.916	4.541.945	232.373	1.331.881

The interest rates for USD, EURO and TL are % (2,5-5) % (2,5-5) ve % (10-15) in December 31.2014 . The interest rates for USD, EURO and TL are % (4-4,5) % (4-4,5) ve % (7,5-12) in December 31, 2013.


b) Acquisitions from Related Parties and Sales to Related Parties are as follows;

December 31, 2014

Sales to Related Parties	Sales of Goods and Services	General Expense Allocation	Interest and Foreign Exchange Income	Total Income / Sales
Artım A.Ş.	32	-	2.581	2.613
Datagate A.Ş.	79.402	111.125	14.053	204.580
Desbil A.Ş.	-	-	403.992	403.992
Homend A.Ş.	125	-	4.505	4.630
İndeks A.Ş.	557.510	9.070	28.544	595.124
İnfin A.Ş.	-	-	555.447	555.447
Neotech A.Ş.	188	-	1.034	1.222
Neteks A.Ş.	815	-	892	1.707
Teklos A.Ş.	-	87.107	3.002	90.109
Total	638.072	207.302	1.014.050	1.859.424

Purchases from Related Parties	Purchases of Goods and Services	General Expense Allocation	Interest and Foreign Exchange Expense	Total Expenses / Purchases
Artım A.Ş.	11.451	-	2.279	13.730
Datagate A.Ş.	1.046.252	4.084	6.640	1.056.976
Desbil A.Ş.	-	-	196.605	196.605
Homend A.Ş.	2.605	-	1.059	3.664
İndeks A.Ş.	1.018.301	1.344.562	31.378	2.394.241
İnfin A.Ş.	-	-	307.735	307.735
Neotech A.Ş.	34.368	-	649	35.017
Neteks A.Ş.	5.534	-	199	5.733
Teklos A.Ş.	38.177	714.505	5.575	758.257
Total	2.156.688	2.063.151	552.119	4.771.956

There is no taken or given guarantee in between related parties



DESPEC BİLGİSAYAR PAZARLAMA VE TİCARET ANONİM ŞİRKETİ

Accompanying Notes to the Financial Statements

(Amount, unless shown otherwise are stated in TL)

December 31, 2013

Sales to Related Parties	Sales of Goods and Services	General Expense Allocation	Interest and Foreign Exchange Income	Total Income / Sales
Artım A.Ş.	1.350	-	471	1.821
Datagate A.Ş.	143.749	772	2.285	146.806
Desbil A.Ş.	-	-	239.634	239.634
Homend A.Ş.	918	-	117.642	118.560
İndeks A.Ş.	153.394	7.694	636.772	797.860
İfin A.Ş.	499	-	576.985	577.484
Neotech A.Ş.	(788)	-	305	(483)
Neteks A.Ş.	339	-	20	359
Teklos A.Ş.	-	-	870	870
Total	299.461	8.466	1.574.984	1.882.911

Purchases from Related Parties	Purchases of Goods and Services	General Expense Allocation	Interest and Foreign Exchange Expense	Total Expenses / Purchases
Datagate A.Ş.	62.472	-	397	62.867
Desbil A.Ş.	-	-	17.697	17.697
Homend A.Ş.	2.822	-	51.926	54.748
İndeks A.Ş.	1.341.076	1.607.884	83.016	3.031.978
İfin A.Ş.	-	-	52.627	52.627
Neotech A.Ş.	7.862	1.653	82	9.597
Neteks A.Ş.	-	454	46	500
Teklos A.Ş.	19.964	296.150	7.495	323.609
Total	1.434.196	1.906.141	213.286	3.553.623

There is no taken or given guarantee in between related parties.

Company calculates interest by USD, EUR and TL for current account balance in period, interest rates range from 3 %, 3 % , 11,25 %, respectively. Interest rate is (4-4,5 %) , (4-4,5 %) and (7,5-12 %) respectively in 2013.

Benefits and Services Provided for Senior Management;

Account Name	December 31, 2014	December 31, 2013
Short-Term Benefits provided to Employees	1.239.216	1.131.986
Employment Termination Benefits	-	-
Other long term benefits	-	-
Total	1.239.216	1.131.986


Benefits and salary provided to Management Staff consist of general manager salary, assistant general manager salary.

38 NATURES AND LEVEL OF RISKS ARISING OUT OF FINANCIAL INSTRUMENTS

(a) Capital risk management

The Company, while trying to maintain the continuity of its activities in capital management on one hand, aims to increase its profitability by using the balance between debts and resources on the other hand.

The capital structure of the Company consists of debts containing the credits explained in note 8, cash and cash equivalents explained in note 6 and resource items containing respectively issued capital, capital reserves, profit reserves and profits of previous years explained in note 27.



DESPEC BİLGİSAYAR PAZARLAMA VE TİCARET ANONİM ŞİRKETİ

Accompanying Notes to the Financial Statements

(Amount, unless shown otherwise are stated in TL)

Risks, associated with each capital class, and the capital cost are evaluated by the senior management. It is aimed that the capital structure will be stabilized by means of new borrowings or repaying the existing debts as well as dividend payments and new share issuances based on the senior management evaluations.

The Company follows the capital by using debt/total capital rate. This rate is found by dividing the net debt by total capital. The net debt is calculated by excluding the cash and cash equivalent amounts from the total debt amount (including credits, leasing and commercial debts as indicated in the statement of financial position). Total capital is calculated as resources plus net debt as indicated in the statement of financial position.

Net Debt / Equity Ratio as of December 31, 2014 and December 31, 2013 are as follows:

	December 31, 2014	December 31, 2013
Total Liabilities	17.316.995	22.203.933
Negative: Cash and Cash Equivalents	(1.409.794)	(5.197.544)
Net Liabilities	15.907.201	17.006.389
Total Equity	51.523.984	48.653.776
Total Capital	67.431.185	65.660.165
Net Liabilities/Total Capital Rate	0,2359	0,2590

(b) Important Accounting Policies

The Company's important accounting policies relating to financial instruments are presented in the Note 2.

(c) Risks Exposed

The Company, due to its activities, is exposed to changes in exchange rates (see article d) and interest rates (see article f). The Company, as it holds the financial instruments, also bears the risk of other party not meeting the requirements of the agreement. (Article e)

Market risks seen at the level of Company are measured according to the sensitivity analysis principle. Market risks faced by the Company in current period or the process of undertaking the faced risks or the process of the measure of faced risks was not changed according to previous year.

(d) Rate risk management

Most of the IT byproducts are either imported or purchased domestically using foreign currencies. During acquisition of products the companies are usually indebted in foreign currencies and payments are also made in same currencies. The companies which do not adopt their sales policies using currencies in which they purchase the products may encounter foreign exchange losses if rates increase.

Against the rate risk Despec determines the sales currencies in the currency which the inventories are purchased. However, according to the market conditions sales are made in different currencies in some periods. Especially in order not to bear f/x rate risk forward transactions are made in periods with volatile f/x rates.

The Company management evaluates and follows the balance of assets and liabilities in Turkish Lira and Euro type as open position.

If there is %10 increase on the general level of exchange rates and all other variables are fixed as of December 31, 2014, profit before tax will be amount of TL 2.054.940(December 31, 2013: TL 2.790.913)



DESPEC BİLGİSAYAR PAZARLAMA VE TİCARET ANONİM ŞİRKETİ

Accompanying Notes to the Financial Statements

(Amount, unless shown otherwise are stated in TL)

Foreign Exchange Rate Sensitivity Analysis Table		
December 31, 2014		
	Profit / (Loss)	
	Appreciation of Foreign Exchange	Devaluation of Foreign Currency
In the event of 10% value change of US Dollar against TL;		
1- US Dollar Net Asset / Liability	1.641.298	(1.641.298)
2- The part, hedged from US Dollar Risk (-)	-	-
3- US Dollar Net Effect (1+2)	1.641.298	(1.641.298)
In the event of 10% value change of Euro against TL		
4- Euro Net Asset/ (Liabilities)	413.643	(413.643)
5- The part, hedged from Euro Risk (-)	-	-
6- Euro Net Effect (4+5)	413.643	(413.643)
In the event of 10% value change of Other against TL;		
7- Other Net Foreign Currency Asset/(Liabilities)	-	-
11- The part, hedged from Other Risk (-)	-	-
9-Other Foreign Currency Assets Net Effect (7+8)	-	-
Total	2.054.940	(2.054.940)

Foreign Exchange Rate Sensitivity Analysis Table		
December 31, 2013		
	Profit / (Loss)	
	Appreciation of Foreign Exchange	Devaluation of Foreign Currency
In the event of 10% value change of US Dollar against TL;		
1- US Dollar Net Asset / Liability	2.166.809	(2.166.809)
2- The part, hedged from US Dollar Risk (-)	-	-
3- US Dollar Net Effect (1+2)	2.166.809	(2.166.809)
In the event of 10% value change of Euro against TL		
4- Euro Net Asset/ (Liabilities)	624.104	(624.104)
5- The part, hedged from Euro Risk (-)	-	-
6- Euro Net Effect (4+5)	624.104	(624.104)
In the event of 10% value change of Other against TL;		
7- Other Net Foreign Currency Asset/(Liabilities)	-	-
11- The part, hedged from Other Risk (-)	-	-
9-Other Foreign Currency Assets Net Effect (7+8)	-	-
Total	2.790.914	(2.790.914)



DESPEC BİLGİSAYAR PAZARLAMA VE TİCARET ANONİM ŞİRKETİ

Accompanying Notes to the Financial Statements

(Amount, unless shown otherwise are stated in TL)

	Table of Foreign Exchange Position					
	December 31, 2014			December 31, 2013		
	Amount in TL	USD	EURO	Amount in TL	USD	EURO
1. Trade Receivables	19.867.767	6.963.964	1.318.478	20.834.345	6.814.217	2.142.265
2a. Monetary Financial Assets	4.926.139	1.898.681	185.517	13.215.423	6.126.603	47.476
2b. Non-Monetary Financial Assets	-	-	-	-	-	-
3. Other	-	-	-	-	-	-
4. Current Assets Total (1+2+3)	24.793.905	8.862.645	1.503.995	34.049.769	12.940.820	2.189.742
5. Trade Receivables	-	-	-	-	-	-
6a. Monetary Financial Assets	-	-	-	-	-	-
6b. Non-Monetary Financial Assets	-	-	-	-	-	-
7. Other	-	-	-	-	-	-
8. Fixed Assets Total (5+6+7)	-	-	-	-	-	-
9. Total Assets (4+8)	24.793.905	8.862.645	1.503.995	34.049.769	12.940.820	2.189.742
10. Trade Payables	(3.624.934)	(1.519.916)	(35.594)	(5.745.612)	(2.614.994)	(55.996)
11. Financial Liabilities	-	-	-	-	-	-
12a. Other Monetary Liabilities	(619.568)	(264.814)	(1.946)	(395.021)	(173.507)	(8.413)
12b. Other Non-Monetary Liabilities	-	-	-	-	-	-
13. Total Short Term Liabilities (10+11+12)	(4.244.502)	(1.784.730)	(37.540)	(6.140.634)	(2.788.501)	(64.409)
14. Trade Payables	-	-	-	-	-	-
15. Financial Liabilities	-	-	-	-	-	-
16a. Other Monetary Liabilities	-	-	-	-	-	-
16b. Other Non-Monetary Liabilities	-	-	-	-	-	-
17. Total Long Term Liabilities (14+15+16)	-	-	-	-	-	-
18. Total Liabilities (13+17)	(4.244.502)	(1.784.730)	(37.540)	(6.140.634)	(2.788.501)	(64.409)
19. Net Asset/ (Liability) Position of Derivative Instruments off the Statement of financial position (19a-19b)	(10.725.342)	(4.654.700)	-	(5.700.824)	(2.671.051)	-
19a. Total Amount of Hedged Assets	-	-	-	-	-	-
19b. Total Amount of Hedged Liabilities	10.725.342	4.654.700	-	5.700.824	2.671.051	-
20. Net Foreign Exchange Asset / (Liability) Position (9-18+19)	9.824.061	2.423.214	1.466.454	22.208.311	7.481.268	2.125.333
21. Monetary Items Net Foreign Exchange Asset / (liability) position (1+2a+5+6a-10-11-12a-14-15-16a)	20.549.403	7.077.914	1.466.454	27.909.135	10.152.319	2.125.333
22. Total Fair Value of Financial Instruments Used for the Foreign Exchange Hedge	-	-	-	-	-	-
23. The Amount of Hedged part of Foreign Exchange Assets	(10.793.783)	(4.654.700)	-	(5.846.275)	(2.739.200)	-
23. The Amount of Hedged part of Foreign Exchange Liabilities	901.647	-	-	264.275	-	-
23. Export	82.264.952	-	-	82.551.927	-	-
23. Import	-	-	-	-	-	-



DESPEC BİLGİSAYAR PAZARLAMA VE TİCARET ANONİM ŞİRKETİ

Accompanying Notes to the Financial Statements
(Amount, unless shown otherwise are stated in TL)

(e) Counterparty Risk

CREDIT TYPES INCURRED IN RESPECT OFFINANCIAL INSTRUMENT TYPES

December 31,2014

	Receivables				Note	Deposit at Banks
	Trade Receivables		Other Receivables			
	Related Party	Other	Related Party	Other		
Maximum credit risk incurred as of the date of reporting (A+B+C+D+E)	1.683.633	38.036.540	1.857.777	9.138		1.052.461
- <i>The part of maximum risk secured by guarantee etc.</i>	-	17.804.698	-	-		-
A. Net book value of financial assets which are undue or which did not decline in value	1.683.633	37.411.843	1.857.777	9.138	10-11	1.052.461
B. Book value of financial assets which conditions are renegotiated, and which otherwise would be counted as overdue or declined in value	-	601.870	-	-	10-11	-
C. Net book value of assets, overdue but did not decline in value.	-	22.827	-	-		-
- <i>The part secured by guarantee etc.</i>	-	22.827	-	-	10-11	-
D. Net book values of assets declined in value	-	-	-	-		-
- Overdue (gross book value)	-	1.501.631	-	-	10-11	-
- Decline in value (-)	-	(1.501.631)	-	-	10-11	-
- <i>The part of net value secured by guarantee etc.</i>	-	-	-	-	10-11	-
- Undue (gross book value)	-	-	-	-	10-11	-
- Decline in value (-)	-	-	-	-	10-11	-
- <i>The part of net value secured by guarantee etc.</i>	-	-	-	-	10-11	-
E. Elements containing credit risk off the statement of financial position	-	-	-	-	10-11	-



DESPEC BİLGİSAYAR PAZARLAMA VE TİCARET ANONİM ŞİRKETİ

Accompanying Notes to the Financial Statements

(Amount, unless shown otherwise are stated in TL)

	Receivables	
	Trade Receivables	Trade Receivables
December 31, 2014		
1-30 Days Overdue	516.576	-
1-3 Months Overdue	108.121	-
More than 3 Months Overdue	-	-
The part of net value secured by guarantee etc.	22.827	-

	Receivables	
	Trade Receivables	Trade Receivables
December 31, 2013		
1-30 Days Overdue	59.660	-
1-3 Months Overdue	9.802	-
More than 3 Months Overdue	-	-
The part of net value secured by guarantee etc.	4.620	-

(e) Credit Risk Management:

The Company's credit risk management exposed from trade receivables. Trade receivables mostly consist from receivables from dealers. The Company has set up an effective control system over its dealers and the risk is monitorized by credit risk management team and Company Management. The Company has set limits for every dealer and these limits are revised if it is necessary. The taking adequate guarantee from dealers is another method for the risk management. There is no significant trade receivable risk for the Company, because the Company has receivables from a wide range of customers instead of a small number customers and significant amounts. Trade receivables are evaluated by taking into consideration of Company's past experience and current economic situation and these receivables are presented with their net values in the statement of financial position after the proper provisions for doubtful receivables are made. The low profit margins by force of the sectoral conditions make collection and credit risk management policies important and the Company management show sensivity in these situations. The detailed information about the collection and risk management policies are as follows;

The Company starts executive proceedings and / or litigates for the receivables overdue for a few months. The Company can configure terms for dealers in difficult situations. The low profit margins by force of the sectoral conditions make collection of receivables important. There is a risk management team to minimize the risk of collections and the sales are realized by making credibility evaluations. The sales to new or risky dealers are made in cash collection.

The Company is selling products to a wide range of institutions which are selling or buying computer and its equipments. The capital structure of the dealers classified as "classic dealers" in the distribution channel is low. It is estimated that there are about 5.000 dealers in this group in Turkey and in terms of risk management to minimize the receivable risk of Despec by taking steps and establishing its own organization and working system. The steps taken by the Company are as follows;

The sales to new customers which have no experience more than 1 year: The sales to new customers which have no experience more than 1 year are made in cash collection.

The information team involved in receivable and risk management department consists of 2 staff and this team is monitoring the dealers continuously.

Credit Committee: The information about the customers which has experience more than 1 year in the sector and the customers which are demanding an increase for the credit limit are prepared by the information team and presented to credit committee every week. Credit committee consists of Senior Vice President of Finance, Finance Manager, Accounting Manager, information team staff and the Sale Manager of related Customer.



DESPEC BİLGİSAYAR PAZARLAMA VE TİCARET ANONİM ŞİRKETİ

Accompanying Notes to the Financial Statements

(Amount, unless shown otherwise are stated in TL)

Credit Committee establish credit limits to related customers by taking into consideration the information gained from the information team, past payments and sale performances. The Credit Committee determines the conditions and if it is needed they demand for guarantees, mortgages, etc.

Trade receivables are evaluated by taking into consideration the Company policies and procedures and the trade receivables are shown with their net value after the provisions for doubtful receivables are made in the financial statements. (Note: 10)

The company made an insurance policy agreement which contains trade receivables insurance in Turkey with Euler Hermes Sigorta A.Ş.

- Policy has arranged for two years, April 01,2013-May 31,2015.
- Damages in policy is stated in USD.
- Guarantee proportion is determined % 90 for trade receivables credit limit which are demanded.

(f) Management of interest rate risk

The interest rates of loan are fixed.

Table of Interest Position

	December 31, 2014	December 31, 2013
Fixed Interest Financial Instruments		
Financial Assets	240.042	1.384.289
Financial Liabilities	-	-
Floating Rate Financial Instruments		
Financial Assets	-	-
Financial Liabilities	-	-

(g) Analysis Relating to Other Risks

Risks Relating to Share etc. Financial Instruments

The Company isn't holding marketable securities which are traded in the Istanbul Stock Exchange.

(h) Liquidity risk management

The Company tries to manage the liquidity risk by maintaining the continuation of sufficient funds and loan reserves by means of matching the financial instruments and terms of liabilities by following the cash flow regularly.

Liquidity Risk Tables

Prudent liquidity risk management signifies maintaining sufficient cash, the utility of fund sources by sufficient credit transactions and the ability to close out market positions.

Risk of existing or future possible debt requirements being fundable is managed by maintaining the continuation of availability of sufficient numbers and high quality credit providers.

The table below indicates the term divisions of derivative and non-derivative financial liabilities of the Company in TL currency.



DESPEC BİLGİSAYAR PAZARLAMA VE TİCARET ANONİM ŞİRKETİ

Accompanying Notes to the Financial Statements

(Amount, unless shown otherwise are stated in TL)

December 31, 2014

Expected Terms	Book Value	Cash Outflows Total As Per the Agreement	Less than 3 Months	3-12 Months	1-5 Years	More than 5 Years
Non-Derivative Financial Liabilities	14.491.065	14.578.598	14.578.598	-	-	-
<i>Bank Loans</i>	-	-	-	-	-	-
<i>Trade Liabilities</i>	14.013.554	14.101.087	14.101.087	-	-	-
<i>Other Liabilities</i>	477.511	477.511	477.511	-	-	-

Expected Terms	Book Value	Cash Outflows Total As Per the Agreement	Less than 3 Months	3-12 Months	1-5 Years	More than 5 Years
Derivative Financial Liabilities	68.442	9.259	9.259	-	-	-
<i>Derivative Cash Inflows</i>	10.793.784	10.793.783	10.793.783	-	-	-
<i>Derivative Cash Outflows</i>	(10.725.342)	(10.784.524)	(10.784.524)	-	-	-

December 31, 2013

Expected Terms	Book Value	Cash Outflows Total As Per the Agreement	Less than 3 Months	3-12 Months	1-5 Years	More than 5 Years
Non-Derivative Financial Liabilities	20.527.057	20.638.098	20.638.098	-	-	-
<i>Bank Loans</i>	-	-	-	-	-	-
<i>Trade Liabilities</i>	18.752.741	18.863.782	18.863.782	-	-	-
<i>Other Liabilities</i>	1.774.316	1.774.316	1.774.316	-	-	-

Expected Terms	Book Value	Cash Outflows Total As Per the Agreement	Less than 3 Months	3-12 Months	1-5 Years	More than 5 Years
Derivative Financial Liabilities	145.450	118.881	118.881	-	-	-
<i>Derivative Cash Inflows</i>	5.846.275	5.846.275	5.846.275	-	-	-
<i>Derivative Cash Outflows</i>	(5.700.825)	(5.727.394)	(5.727.394)	-	-	-

39 FINANCIAL INSTRUMENTS (DECLARATIONS WITHIN THE CONTEXT OF FAIR VALUE AND HEDGING)

The Company considers that the recorded values of financial instruments reflect the fair values.

Aims at financial risk management

The finance department of the Company is responsible for maintaining the access to financial markets regularly and observing and managing the financial risks incurred in relation with the activities of the Company. The said risks include market risk (including foreign exchange risk, fair interest rate risk and price risk), credit risk, liquidity risk and cash receiving risk.

The Company uses the forward exchange agreements out of derivative financial instruments for the purpose of decreasing the effects of these risks and being protected from financial risk against the same. The Company has no speculative financial instruments (including derivative financial instruments) and does not involve in any activity relating to the sale or purchase of such instruments.

40 EVENTS AFTER STATEMENT OF FINANCIAL POSITION DATE

None.

41 OTHER ISSUES

None.

